

# U.S. Defense Budget Forecast

**FORECAST**  
INTERNATIONAL

powered by **GovExec**



# Make Sense of the U.S. Defense Budget — Faster, Smarter, With Confidence

The U.S. Defense Budget Forecast, part of FI Global Intelligence, transforms fragmented acquisition data into actionable insight for strategy, capture, and competitive planning.

Navigating the U.S. defense budget is complex. Understanding how Department of Defense priorities evolve — and how Congress reshapes them — is critical for identifying opportunity, managing risk, and planning effectively. The U.S. Defense Budget Forecast delivers trusted clarity across the full acquisition landscape, helping teams move beyond raw data to informed, confident decisions.

## Clarity

Ten years of acquisition funding in a single, trusted view

## Insight

Identify shifts, winners, and emerging priorities

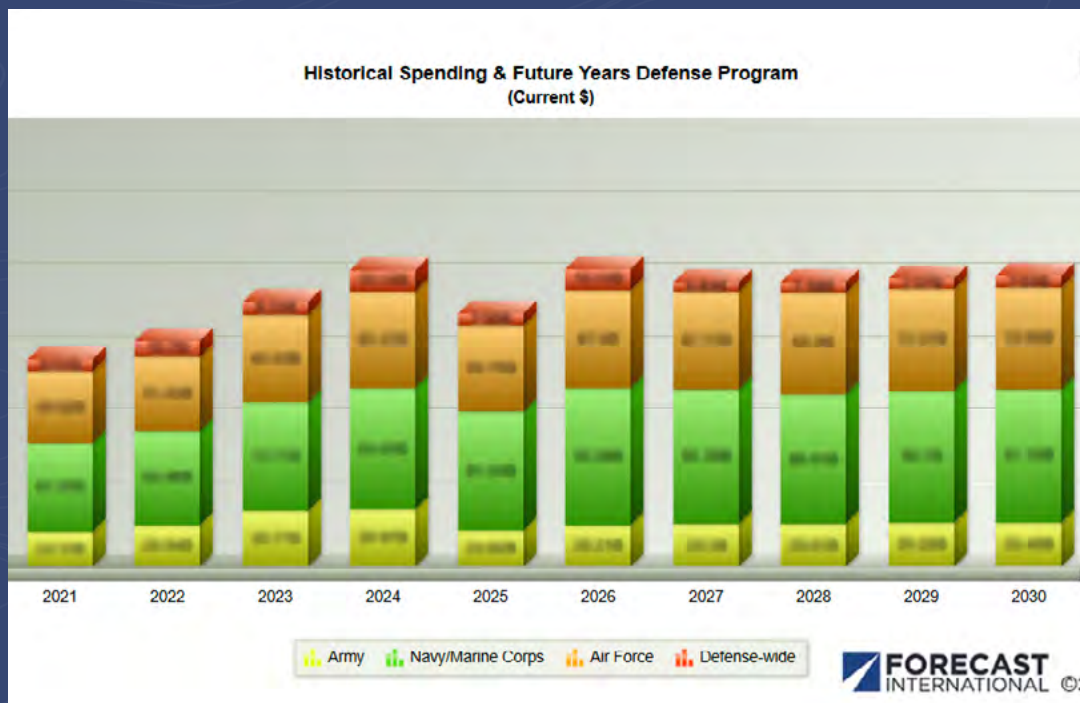
## Action

Move faster with analysis-ready, downloadable data

# See Where Defense Spending Has Been — and Where It's Going

Analyze Procurement and RDT&E funding across a full decade, combining historical data with the Future Years Defense Program.

The U.S. Defense Budget Forecast provides a comprehensive 10-year view of U.S. acquisition funding — five years of historical spending alongside the Pentagon's Future Years Defense Program. Historical FYDP datasets are also available, delivering final spending data back to 2012 and enabling long-range trend analysis with confidence.



*Illustrative view of 10-year acquisition funding trends*

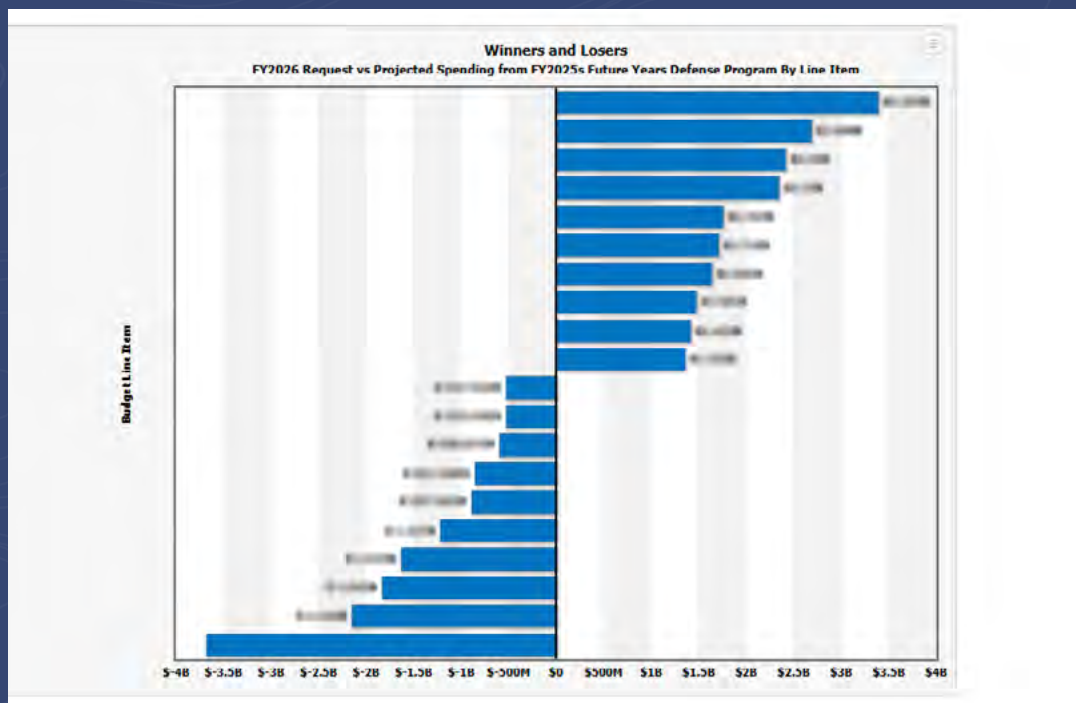
## Key Takeaways

- Ten years of acquisition funding in a single view
- Procurement and RDT&E analyzed independently or together
- Quantity details displayed over time to expose procurement trends
- Full datasets available for Excel download

# See Budget Shifts Before They Become Market Reality

Compare current budget requests to prior DoD projections to reveal changes in acquisition priorities.

Understanding how plans change is critical for anticipating opportunity and risk. The U.S. Defense Budget Forecast highlights programs that gained or lost funding in the latest budget request compared to prior Future Years Defense Program projections. This capability enables rapid identification of emerging priorities, declining programs, and meaningful reallocations across the acquisition portfolio.



Illustrative view of winners, losers & change detection view

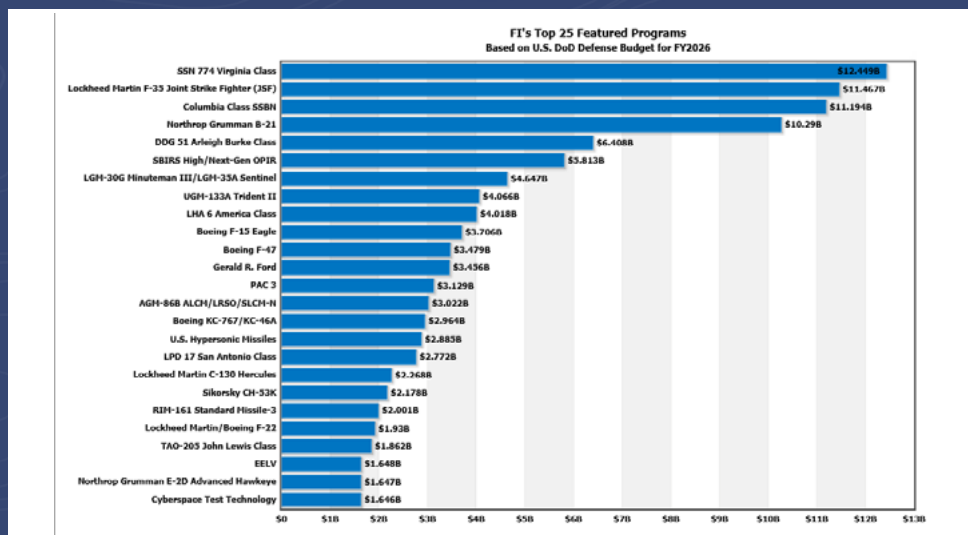
## Key Takeaways

- Clear visibility into year-over-year funding changes
- Program-level comparison against prior projections
- Faster insight into shifting DoD priorities
- Designed for proactive strategy and capture planning

# Reveal the True Cost and Market Context of Defense Programs

Group fragmented budget lines and apply proprietary market segmentation to expose real program scale and opportunity.

Defense programs are often spread across multiple budget line items, obscuring their true cost and market significance. The U.S. Defense Budget Forecast groups related line items to present a complete system-level view of development, production, and modernization spending. Forecast International's proprietary market segmentation enables analysis by mission area, platform type, and technology focus — particularly valuable in the complex RDT&E budget.



CATEGORY	FUTURE YEARS DEFENSE PROGRAM					Total FYDP
	2025	2026	2027	2028	2029	
Combat Aircraft, Fixed Wing	15,295,823	15,545,940	16,715,552	18,372,919	19,915,162	85,845,396
Combat Aircraft, Rotary Wing	302,796	168,553	184,302	154,102	87,438	897,191
RBM, Combat Aircraft, Fixed Wing	3,418,818	4,440,607	5,471,960	4,736,104	4,655,152	22,722,641
R&M, Combat Aircraft, Rotary Wing	684,431	164,736	197,702	186,092	195,068	1,428,029
<b>Total:</b>	<b>19,701,868</b>	<b>20,319,836</b>	<b>22,569,516</b>	<b>23,449,217</b>	<b>24,852,820</b>	<b>110,893,257</b>

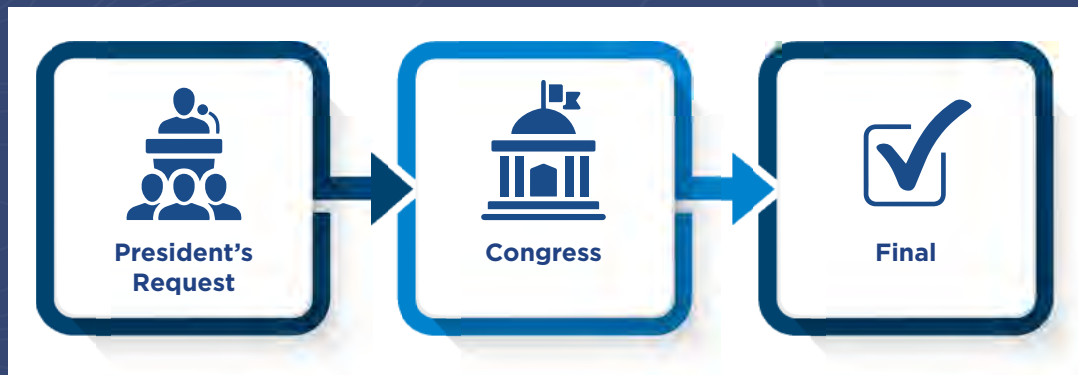
## Key Takeaways

- Grouped line items reveal full program acquisition cost
- Programs ranked by value for prioritization
- Market-segment filtering across Procurement and RDT&E
- Built specifically for defense market analysis

# Track the Budget as Congress Shapes It

Real-time tracking of acquisition funding throughout the congressional budget process.

The U.S. Defense Budget Forecast tracks every acquisition line item as it moves through the congressional markup process, providing clear insight into how legislative decisions affect program funding. The service also delivers quick access to current and historical program-level justification documents — eliminating the need to search through thousands of pages of government materials.



## Key Takeaways

- **Real-time congressional budget tracking**
- **Visibility into legislative impacts on funding**
- **Immediate access to justification documents**
- **Faster research with fewer manual steps**

# Part of FI Global Intelligence — Built to Scale With You

Schedule a tailored demo or speak with our team to explore how FI Global Intelligence can support your market planning and competitive strategy.

Please contact [sales@forecast1.com](mailto:sales@forecast1.com) or call 203-426-0800.

[forecastinternational.com](http://forecastinternational.com)

The U.S. Defense Budget Forecast is a core component of FI Global Intelligence — Forecast International's integrated platform for aerospace and defense market insight.

For deeper program-level analysis, legislative context, and sector-specific exploration, teams can extend their capabilities using FI's Defense Market Modules and broader global intelligence offerings.

## Designed For

- **Strategy and market intelligence teams**
- **Business development and capture organizations**
- **Competitive analysis and portfolio planning**
- **Executives responsible for investment and growth decisions**

