



# U.S. Defense Budget Forecast Quick Start Guide

Congratulations on subscribing to Forecast International's *U.S. Defense Budget Forecast* module. Navigating the massive U.S. defense budget can be a daunting task. Yet staying apprised of the needs and wants of both the Department of Defense and Congress is critical for developing a successful market planning strategy. Time is valuable, and your organization deserves a tool that can quickly give you the data you need. FI's *U.S. Defense Budget Forecast* product is a comprehensive acquisition database that makes it easy for you to track the flow of U.S. military spending and to identify future opportunities and risk.

Our online interactive service provides real-time tracking of every program in the Pentagon's acquisition portfolio, starting with the President's request and moving through the six congressional authorization and appropriations markups that occur throughout the year. The service also offers easy access to the Pentagon's five-year spending plan for its Procurement (P-1) and Research, Development, Test & Evaluation (R-1) accounts, all the way down to the program level. We also offer quick access to consolidated and program-level justification documents and provide custom market segment filters to facilitate your search.

The database includes analytical tools that are capable of identifying the winning and losing programs in the Pentagon's annual budget request, grouping related line items that are scattered throughout the budget to reveal total acquisition costs, and ranking programs within the budget by value.

**Please take a few minutes to read through this guide, which can make your usage of the system far more effective and speed up your data query. Note that in this guide, we present a search for specific information, such as U.S. Air Force Procurement funding, as an example of how to navigate the product.**



## The Most Reliable Source for Aerospace & Defense Market Forecasting and Analysis

Accurate and reliable market forecasts are more critical than ever to achieving success. For 50 years, Forecast International has been the standard for defense and aerospace research and analysis. Our unmatched expertise has served our clients well when markets change rapidly in response to dramatic global events. FI remains steadfast in its mission of delivering actionable intelligence that reduces uncertainties and makes the future as predictable as it can be.

Go to [www.forecastinternational.com](http://www.forecastinternational.com) and log in to the Intelligence Center using your email address and password. Note: All portal clients are assigned a unique URL and do not need to log in.

## MARKETS WE FORECAST

AVIATION SYSTEMS

WEAPONS SYSTEMS

MILITARY ELECTRONIC  
SYSTEMS

Select a Product

ONLINE MARKET INTELLIGENCE SERVICES

EMARKET ALERT NEWSLETTERS

PLATINUM FORECAST SYSTEM

U.S. DEFENSE BUDGET FORECAST

WORLDWIDE INVENTORIES & DATABASES

FAA CIVIL AIRCRAFT REGISTRATION DATABASES

REPORT ARCHIVES

QUERY SERVICES

### My Subscriptions

Product Title	Start Date	End Date	Format
Civil Aircraft Forecast	09/08/2023	09/07/2024	Platinum Market Intelligence Service Newsletter
Military Aircraft Forecast	09/08/2023	09/07/2024	Platinum Market Intelligence Service Newsletter
	09/08/2023	09/07/2024	Platinum Market Intelligence Service Newsletter
	09/08/2023	09/07/2024	Platinum Market Intelligence Service Newsletter

To begin your search, click on the button labeled **U.S. Defense Budget Forecast**.

### NEWS



Energia Concept Aircraft  
Source: Embraer

## American Airlines Joins Embraer Energia Advisory Group

THURSDAY, SEPTEMBER 28, 2023

SAO JOSE DOS CAMPOS, Brazil -- American Airlines has signed a Memorandum of Understanding (MoU) with Embraer to join the Energia Advisory Group, a team of airlines, lessors, suppliers, and other aviation experts advising Embraer on the development of future sustainable aircraft. The MoU will see the two companies working together to define and...

Read More

**STATUS OF LEGISLATION**

UPDATE: Highlights of the [FY24 Senate defense appropriations bill](#) are now available.

The home page features real-time updates on defense committee votes, with links to congressional bills as they are released.

FY 2024	House	Senate	Conference
Defense Authorization	<p>The HASC passed its version of the bill on June 22 by a vote of 58-1. Procurement and RDT&amp;E funding can be viewed on the P-1 and R-1 tabs. The House passed the bill on July 14 by a vote of 219-210.</p> <p><a href="#">Minority Summary</a></p> <p><a href="#">Majority Summary</a></p> <p><a href="#">Rules Committee Print 118-10</a></p> <p><a href="#">House Report 118-125</a></p>	<p>The SASC announced June 23 that it passed its bill by a vote of 24-1. The Senate passed the bill on July 27 by a vote of 86-11. Procurement and RDT&amp;E funding can be viewed on the P-1 and R-1 tabs.</p> <p><a href="#">Summary</a></p> <p><a href="#">Funding Tables</a></p> <p><a href="#">Bill Report</a></p> <p><a href="#">Bill Text</a></p>	
Defense Appropriation	<p>The House Appropriations Committee passed its bill on June 22 by a vote of 34-24. Procurement and RDT&amp;E funding can be viewed on the P-1 and R-1 tabs.</p> <p>Update: The House passed the bill on September 28 by a vote of 218-210.</p> <p><a href="#">Summary</a></p> <p><a href="#">Bill Text</a></p> <p><a href="#">House Report 118-121</a></p>	<p>The committee approved its version of the defense bill on July 27 by a vote of 27-1. Procurement and RDT&amp;E funding can be viewed on the P-1 and R-1 tabs.</p> <p><a href="#">Summary</a></p> <p><a href="#">Senate Report 118-81</a></p> <p><a href="#">Bill Text</a></p> <p><a href="#">Adopted Amendments</a></p>	<p>UPDATE: Senate appropriators have proposed a continuing resolution to fund the government through November 17. A government shutdown will occur on October 1 if a stopgap bill is not put in place.</p> <p><a href="#">Senate CR Summary</a></p> <p><a href="#">Senate CR Text</a></p>

When navigating the database, you can use the fiscal year dropdown to view historical datasets.

Forecast International provides highlights of defense legislation as well as an industry news feed.

**HIGHLIGHTS**

[FY24 Senate Appropriations Highlights](#)

The Senate Appropriations Committee passed its version of the FY24 defense appropriations bill on July 27 by a vote of 27-1. The legislation provides \$831.8 billion in total funding, reflecting a \$5.1 billion increase over the request.

[Read More](#)

**NEWS**

[FY24 Senate Appropriations Highlights Available for Review](#)

Dear Client, Highlights of the FY24 Senate defense appropriations bill are now available to view on Forecast International's U.S. Defense Budget Forecast website. Detailed program funding may also be viewed using RDT&E and Procurement tabs. The highlights, in addition to citing some of the larger funding adjustments within the bill, cover prov [...]

Source: Forecast International - International Military Markets  
Source Date: 09/28/2023

# FORECAST INTERNATIONAL U.S. DEFENSE BUDGET FORECAST

Home | RDT&E (R-1) | **Procurement (P-1)** | FI's Major Programs | Top DOD Line Items

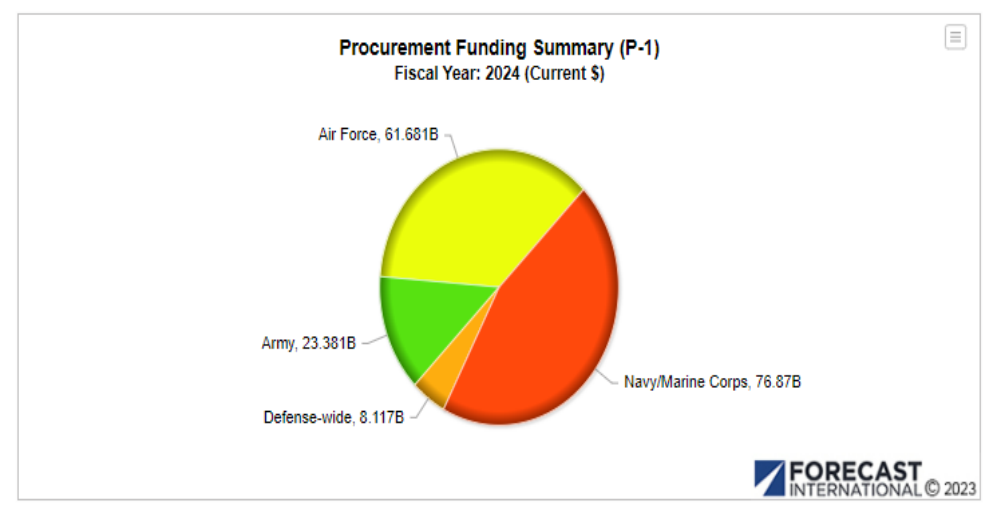
Fiscal Year: 2024

Historical Spending & Future Years Defense Program | Congressional Actions | FI Budget Categories | Budget Docs | FI Analysis | New Line Items

Cost Types | Service | Appropriations | Budget Activities

- Cost Types: All
- Service: All
- Appropriations: All
- Budget Activities: All

## Procurement Funding Summary (P-1)



Track the entire acquisition budget through the congressional budget cycle. Click an appropriation account name to view all lines in that account.

Download the current data set in Excel. This feature is available throughout the RDT&E (R-1) and Procurement (P-1) tabs.

[Pie Chart](#) | [Bar Chart](#) | [Download Excel](#)

(Current \$ thousands)

Acct.	Appropriation	President's Request	House Auth	Change from Req	Senate Auth	Change from Req	Conf Auth	Change from Req	House Appr	Change from Req	Senate Appr	Change from Req	Conf Appr	Change from Req
2031A	Aircraft Procurement, Army	3,012,440	3,287,440	275,000	3,012,440	0	0	-	3,030,767	18,327	3,154,007	141,567	0	-
2032A	Missile Procurement, Army	4,962,017	4,951,517	-10,500	4,962,017	0	0	-	4,483,806	-478,211	4,849,606	-112,411	0	-
2033A	Procurement of W&TCV, Army	3,765,521	4,386,021	620,500	3,765,521	0	0	-	3,943,584	178,063	4,070,011	304,490	0	-
2034A	Procurement of Ammunition, Army	2,967,578	2,951,388	-16,190	2,967,578	0	0	-	2,971,928	4,350	2,888,332	-79,246	0	-
2035A	Other Procurement, Army	8,672,979	8,728,030	55,051	8,672,979	0	0	-	8,679,516	6,537	8,479,000	-193,979	0	-

# FORECAST INTERNATIONAL U.S. DEFENSE BUDGET FORECAST

Home RDT&E (R-1) Procurement (P-1) FI's Major Programs Top DOD Line Items  Search

Fiscal Year: 2024

Historical Spending & Future Years Defense Program **Congressional Actions** FI Budget Categories Budget Docs FI Analysis New Line Items

**Cost Types**

- Overseas Contingency Op
- Supplemental
- Base

**Service**

- Army
- Navy/Marine Corps
- Air Force
- Defense-wide

**Appropriations**

- Aircraft Procurement, Air Force
- Aircraft Procurement, Army
- Aircraft Procurement, Navy
- Chem Agents & Munitions Destruction
- Defense Production Act Purchases
- Defense Production Act, Direct Loan Financing Account
- Joint Impr Explosive Dev Defeat Fund
- Joint Improvised-Threat Defeat Fund
- Joint Urgent Operational Needs Fund
- Mine Resistant Ambush Prot Veh Fund
- Missile Procurement, Air Force
- Missile Procurement, Army

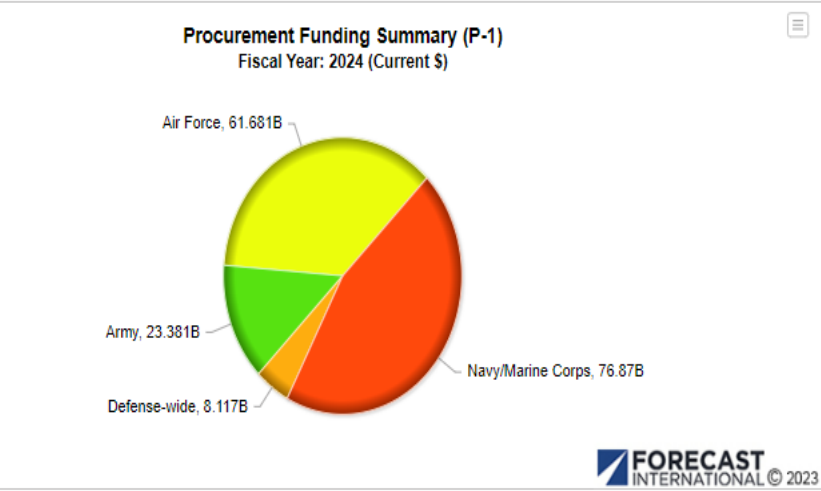
**Budget Activities**

- Aircraft
- Ammunition
- Ammunition
- Ballistic Missiles
- Ballistic Missiles
- Chem Agents & Munitions Destruct-O&M
- Combat Aircraft
- Combat Aircraft
- Defense Production Act Direct Loan Financing
- Defense Production Act Purchases

Click gray bar to filter data by cost type, service/agency, appropriation account, and budget activity. Select your criteria and click Apply Filter.

Congressional Actions

Apply Filter Clear



Use the fiscal year dropdown to view historical budget data.

[Pie Chart](#) | [Bar Chart](#) | [Download Excel](#)

(Current \$ thousands)

Download all Programs  Download all Army Programs

Acct.	Appropriation	President's Request	House Auth	Change from Req	Senate Auth	Change from Req	Conf Auth	Change from Req	House Appr	Change from Req	Senate Appr	Change from Req	Conf Appr	Change from Req
2031A	Aircraft Procurement, Army	3,012,440	3,287,440	275,000	3,012,440	0	0	-	3,030,767	18,327	3,154,007	141,567	0	-
2032A	Missile Procurement, Army	4,962,017	4,951,517	-10,500	4,962,017	0	0	-	4,483,806	-478,211	4,849,606	-112,411	0	-
2033A	Procurement of W&TCV, Army	3,765,521	4,386,021	620,500	3,765,521	0	0	-	3,943,584	178,063	4,070,011	304,490	0	-
2034A	Procurement of Ammunition, Army	2,967,578	2,951,388	-16,190	2,967,578	0	0	-	2,971,928	4,350	2,888,332	-79,246	0	-
2035A	Other Procurement, Army	8,672,979	8,728,030	55,051	8,672,979	0	0	-	8,679,516	6,537	8,479,000	-193,979	0	-

SearchFiscal Year: 2024  

- Cost Types
- Budget Activities

Cost Types Budget Activities

All

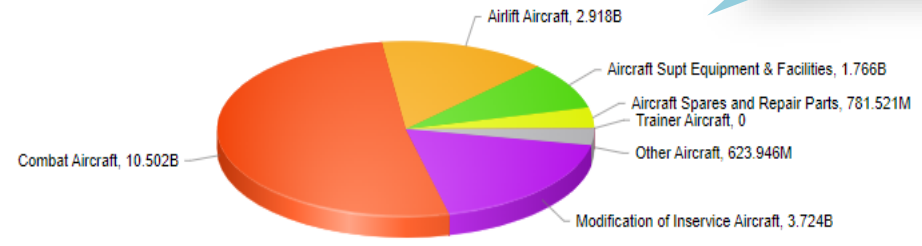
[Procurement Funding Summary \(P-1\)](#) > Aircraft Procurement, Air Force

Budget Activities

All

**Procurement Funding Summary (P-1)**  
Fiscal Year: 2024 Aircraft Procurement, Air Force (Current \$)

Shows details of Air Force Aircraft Procurement account.



You can click the View Historical Spending & Future Years Defense Program link on any level of the site to view a ten-year funding snapshot.



[Pie Chart](#) | [Bar Chart](#) | [Download Excel](#)

(Current \$ thousands)



[Pie Chart](#) | [Bar Chart](#) | [Download Excel](#)

(Current \$ thousands)

[View Aircraft Procurement, Air Force Historical Spending & Future Years Defense Program](#)

View congressional markups for individual programs. Click the program name to view additional details about that program, including a link to the DoD budget justification document.

Budget Activity Code: 1  
Budget Activity: Combat Aircraft

[View Historical Spending & Future Years Defense Program for Combat Aircraft](#)

Line #	Line Item Name	President's Request	House Auth	Change from Req	Senate Auth	Change from Req	Conf Auth	Change from Req	House Appr	Change from Req	Senate Appr	Change from Req	Conf Appr	Change from Req
<b>Strategic Offensive</b>														
1	B-21 Raider	2,325,093	2,325,093	0	2,325,093	0	0	-	2,325,093	0	2,162,093	-163,000	0	-
<b>Tactical Forces</b>														
3	F-35	5,279,121	5,154,321	-124,800	5,279,121	0	0	-	5,451,693	172,572	5,175,381	-103,740	0	-
4	F-35	5,279,121	5,154,321	-124,800	5,279,121	0	0	-	5,451,693	172,572	5,175,381	-103,740	0	-
5	F-15EX	2,898,039	2,789,591	-108,448	2,697,591	-200,448	0	-	2,659,171	-238,868	2,762,656	-135,383	0	-
6	F-15EX	2,898,039	2,789,591	-108,448	2,697,591	-200,448	0	-	2,659,171	-238,868	2,762,656	-135,383	0	-
Subtotal:		10,502,253	10,269,005	-233,248	10,301,805	-200,448	0	0	10,435,957	-66,296	10,100,130	-402,123	0	0

Budget Activity Code: 2  
Budget Activity: Airlift Aircraft

[View Historical Spending & Future Years Defense Program for Airlift Aircraft](#)

Line #	Line Item Name	President's Request	House Auth	Change from Req	Senate Auth	Change from Req	Conf Auth	Change from Req	House Appr	Change from Req	Senate Appr	Change from Req	Conf Appr	Change from Req
<b>Tactical Airlift</b>														
7	KC-46A Tanker	2,882,590	2,882,590	0	2,882,590	0	0	-	2,758,048	-124,542	2,825,409	-57,181	0	-



[Home](#)
[RDT&E \(R-1\)](#)
[Procurement \(P-1\)](#)
[FI's Major Programs](#)
[Top DOD Line Items](#)
 
Fiscal Year: 2024

[Historical Spending & Future Years Defense Program](#)
[Congressional Actions](#)
[FI Budget Categories](#)
[Budget Docs](#)
[FI Analysis](#)
[New Line Items](#)

[Procurement Funding Summary \(P-1\)](#) > [Aircraft Procurement, Air Force](#) > [Combat Aircraft](#)

## F-35

Budget Activity Code: 1  
 Line Item Number: ATA000  
 Line Number: 3

House Authorization: Flyaway unit cost growth -124800

House Appropriations: Non-recurring costs excess to need -6,319; Fixed JPO support excess to need -15,047; Program increase - three F-35A aircraft 277,353

House Appropriations: Long lead material unjustified request -83,415

Senate Appropriations: Excess to need: NRE -63,371; Excess to need: AME -40,369

- [View Historical Spending & Future Years Defense Program](#)
- [View Justification PDF \(1\)](#)
- [View Justification PDF \(2\)](#)

Here, for example, is a portion of the details for the F-35, including congressional funding changes, links to justification documents, and quantities when applicable.

## Congressional Actions

Access a program's justification document direct from the DoD Budget Request (see example next page).

Here you find the final amount appropriated by Congress for the fiscal year.


## F-35 Funding

(Current \$ thousands)


Line No.	Cost Type	President's Request	House Auth	Change from Req	Senate Auth	Change from Req	Conf Auth	Change from Req	House Appr	Change from Req	Senate Appr	Change from Req	Conf Appr	Change from Req
3	Weapon System Cost	5,113,823	4,989,023	-124,800	5,113,823	0	0	0	5,369,810	255,987	5,010,083	-103,740	0	-
3	Less Advance Procurement	-236,702	-236,702	0	-236,702	0	0	0	-236,702	0	-236,702	0	0	-
	Net	4,877,121	4,752,321	-124,800	4,877,121	0	0	0	5,133,108	255,987	4,773,381	-103,740	0	0
	Subtotal:	4,877,121	4,752,321	-124,800	4,877,121	0	0	0	5,133,108	255,987	4,773,381	-103,740	0	0
4	Advance Procurement	402,000	402,000	0	402,000	0	0	-	318,585	-83,415	402,000	0	0	-
	Total:	5,279,121	5,154,321	-124,800	5,279,121	0	0	0	5,451,693	172,572	5,175,381	-103,740	0	0




1



2



3



4



5



Example of F-35 justification document from DoD Budget Request.

UNCLASSIFIED

Exhibit P-40, Budget Line Item Justification: PB 2024 Air Force Date: August 2022

<b>Appropriation / Budget Activity / Budget Sub Activity:</b> 3010F: Aircraft Procurement, Air Force / BA 01: Combat Aircraft / BSA 3: Tactical Forces	<b>P-1 Line Item Number / Title:</b> ATA000 / F-35
---	---

ID Code (A=Service Ready, B=Not Service Ready): B	Program Elements for Code B Items: 0207142F	Other Related Program Elements: 0604840F
---	---	--

Line Item MDAP/MAIS Code: 198

Resource Summary	Prior Years	FY 2022	FY 2023	FY 2024 Base	FY 2024 OCO	FY 2024 Total	FY 2025	FY 2026	FY 2027	FY 2028	To Complete	Total
Procurement Quantity (Units in Each)	459	41	43	48	-	48	48	48	48	48	980	1,763
Gross/Weapon System Cost (\$ in Millions)	56,808.392	4,764.804	4,736.604	5,113.823	-	5,113.823	5,115.920	5,489.513	5,523.911	5,883.502	136,479.991	229,916.460
Less PY Advance Procurement (\$ in Millions)	5,483.493	547.200	491.136	236.702	-	236.702	402.000	410.200	406.000	401.700	11,824.962	20,203.393
Net Procurement (P-1) (\$ in Millions)	51,324.899	4,217.604	4,245.468	4,877.121	-	4,877.121	4,713.920	5,079.313	5,117.911	5,481.802	124,655.029	209,713.067
Plus CY Advance Procurement (\$ in Millions)	6,226.293	342.536	236.702	402.000	-	402.000	410.200	406.000	401.700	411.200	11,366.762	20,203.393
<b>Total Obligation Authority (\$ in Millions)</b>	<b>57,551.192</b>	<b>4,560.140</b>	<b>4,482.170</b>	<b>5,279.121</b>	<b>-</b>	<b>5,279.121</b>	<b>5,124.120</b>	<b>5,485.313</b>	<b>5,519.611</b>	<b>5,893.002</b>	<b>136,021.791</b>	<b>229,916.460</b>

*(The following Resource Summary rows are for informational purposes only. The corresponding budget requests are documented elsewhere.)*

Initial Spares (\$ in Millions)	3,285.674	442.667	251.747	314.470	-	314.470	453.276	161.656	125.725	128.341	5,648.300	10,811.856
Flyaway Unit Cost (\$ in Millions)	110.352	100.476	91.143	92.451	-	92.451	94.115	97.136	96.348	95.448	130.893	118.996
Gross/Weapon System Unit Cost (\$ in Millions)	123.766	116.215	110.154	106.538	-	106.538	106.582	114.365	115.081	122.573	139.265	130.412

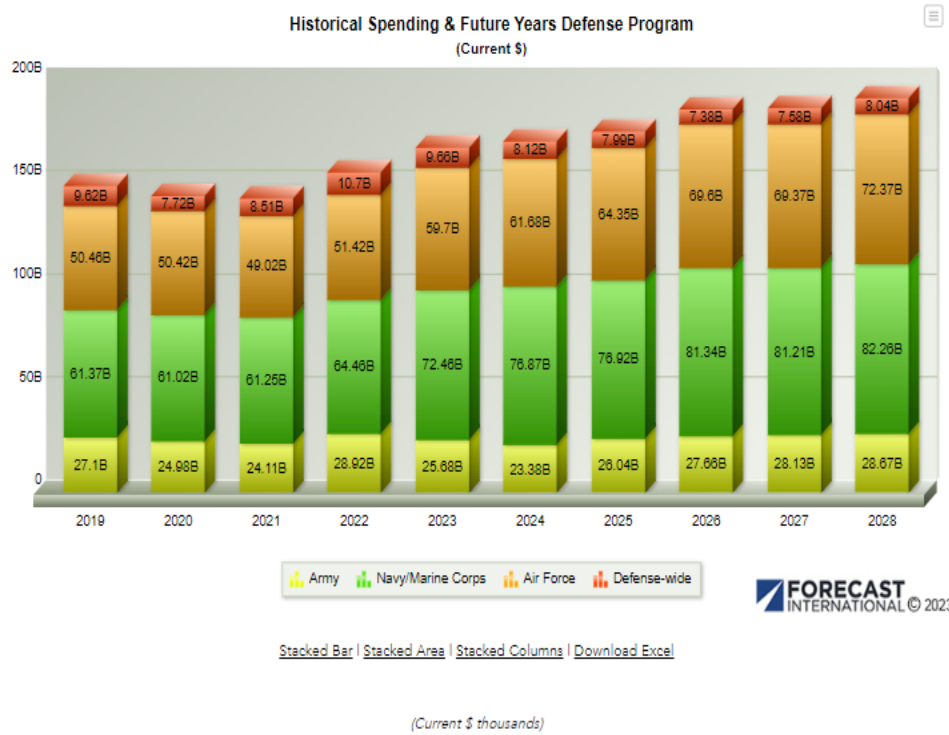
**Description:**

The F-35 Joint Strike Fighter (JSF) program will enhance and field a family of aircraft that meets the needs of DoD and allies with three air vehicle variants including: the F-35A Conventional Take Off and Landing (CTOL) variant, the F-35B Short Take-Off and Vertical Landing (STOVL) variant, and the F-35C Carrier Variant (CV). Commonality among the three variants is expected to reduce life cycle costs. This is a joint program with no executive service. Service Acquisition Executive (SAE) authority alternates between the Department of the Navy (DoN) and the Department of the Air Force (DAF) and currently resides with the Navy. The F-35 is the next generation of strike fighters and provides increased aero-performance, stealth signature, and countermeasures. Its advanced avionics, data links, and adverse weather precision targeting incorporates the latest technology available. The F-35 has increased range with internal fuel and can employ superior weaponry over existing aircraft. The highly supportable, affordable, state of the art aircraft commands and maintains global air superiority. The production cost and quantities are interdependent due to sole source air vehicle and propulsion contracts. United States Air Force (USAF) regular procurement commenced in FY2007, DoN regular procurement commenced in FY2008. Funding for this exhibit contained in PE 0207142F.

**Notes:**

- (1) USAF Initial Operational Capability (IOC) occurred on 2 August 2016 and Full Rate Production (FRP) will occur after completion and reporting of Initial Operational Test & Evaluation (IOT&E).
- (2) The FY2023 appropriation bill restored a total of 19 Lot 15-17 F-35 aircraft that were risk due to multiple cost pressures and contract factors. For the F-35A, this included restoring 11 aircraft; This restoral is reflected as a quantity plus up of +10 in FY2023 since the one at risk Lot 17 aircraft was already accounted for in the original FY23 quantity amount of 33.

## Historical Spending & Future Years Defense Program



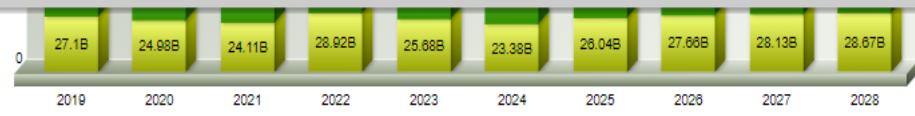
View five years of historical spending alongside the Pentagon's Future Years Defense Program for all acquisition programs.

Download an Excel worksheet that includes all procurement programs. Procurement worksheets will have one tab showing funding amounts and another tab showing quantities.

[Download All Programs](#)

## VALUES

		HISTORICAL SPENDING					FUTURE YEARS DEFENSE PROGRAM					
		2019	2020	2021	2022	2023	2024	2025	2026	2027	2028	Total FYDP
Army	Acct.	<a href="#">Download All Army Programs</a>										
	Appropriation											



■ Army 
 ■ Navy/Marine Corps 
 ■ Air Force 
 ■ Defense-wide



[Stacked Bar](#) | 
 [Stacked Area](#) | 
 [Stacked Columns](#) | 
 [Download Excel](#)

(Current \$ thousands)

Values
Units

Download an Excel sheet that includes all procurement programs for every service.

[Download All Programs](#)

See the topline projections for each account. Click the account name to view program details.

Download an Excel sheet of the data you are currently viewing.

## VALUES

**Army** [Download All Army Programs](#)

Acct.	Appropriation	HISTORICAL SPENDING					FUTURE YEARS DEFENSE PROGRAM						Total FYDP
		2019	2020	2021	2022	2023	2024	2025	2026	2027	2028		
2031A	Aircraft Procurement, Army	4,821,346	4,444,803	4,118,102	3,185,197	3,847,834	3,012,440	2,942,000	2,615,000	2,732,000	2,726,000	14,027,440	
2032A	Missile Procurement, Army	4,896,060	4,342,797	4,017,140	6,438,832	4,652,853	4,962,017	6,165,000	6,708,189	6,585,291	6,817,000	31,237,497	
2033A	Procurement of W&TCV, Army	5,569,768	4,917,509	3,620,112	5,252,894	4,505,157	3,765,521	4,671,000	4,970,000	4,480,000	5,282,000	23,168,521	
2034A	Procurement of Ammunition, Army	2,575,405	2,727,257	2,829,349	3,724,166	3,997,120	2,967,578	3,087,000	3,726,395	4,252,000	3,747,000	17,779,973	
2035A	Other Procurement, Army	9,240,568	8,551,633	9,523,885	10,319,071	8,678,038	8,672,979	9,179,000	9,640,000	10,081,000	10,094,000	47,666,979	
2093A	Joint Impr Explosive Dev Defeat Fund	0	0	0	0	0	0	0	0	0	0	0	
<b>Subtotal:</b>		<b>27,103,147</b>	<b>24,983,999</b>	<b>24,108,588</b>	<b>28,920,160</b>	<b>25,681,002</b>	<b>23,380,535</b>	<b>26,044,000</b>	<b>27,659,584</b>	<b>28,130,291</b>	<b>28,666,000</b>	<b>133,880,410</b>	

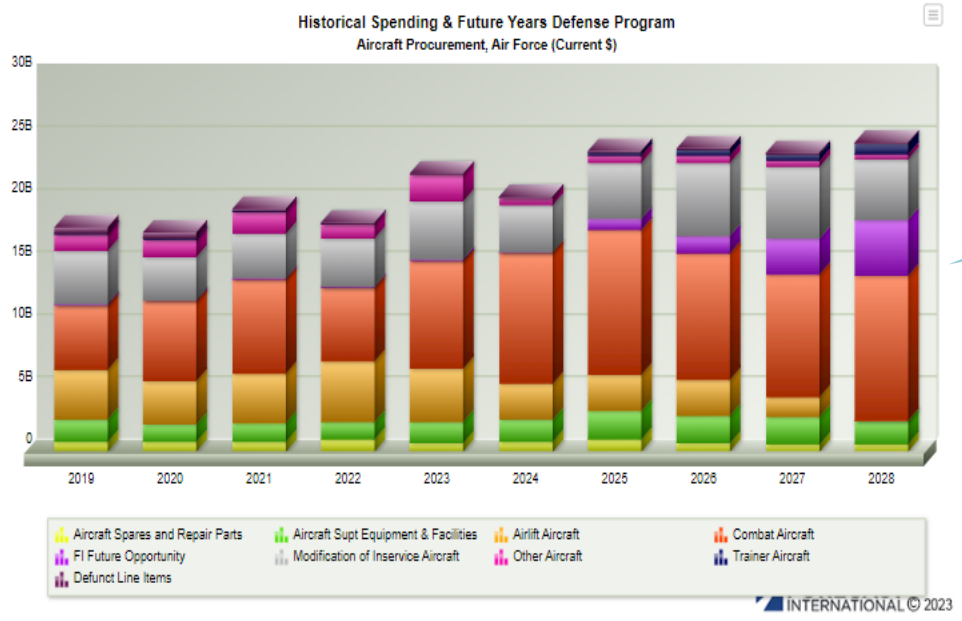
**Navy/Marine Corps** [Download All Navy/Marine Corps Programs](#)

Acct.	Appropriation	HISTORICAL SPENDING					FUTURE YEARS DEFENSE PROGRAM						Total FYDP
		2019	2020	2021	2022	2023	2024	2025	2026	2027	2028		
1109N	Procurement, Marine Corps	2,756,145	3,001,352	2,725,225	3,854,516	3,669,510	3,979,212	4,666,000	4,699,000	3,882,000	3,684,000	20,910,212	
1506N	Aircraft Procurement, Navy	20,264,005	19,160,322	19,435,733	17,714,627	19,031,864	17,336,760	17,488,000	17,354,000	18,085,000	19,234,000	89,497,760	
1507N	Weapons Procurement, Navy	3,710,857	4,133,766	4,465,822	4,031,700	4,823,113	6,876,385	7,282,000	8,708,000	9,810,000	10,299,000	42,975,385	
1508N	Procurement of Ammo, Navy & MC	1,182,464	1,040,215	864,980	886,052	920,884	1,293,273	1,736,332	1,192,078	1,314,000	1,352,000	6,887,683	
1611N	Shipbuilding & Conversion, Navy	20,936,660	21,243,451	18,755,769	22,075,660	31,869,584	32,848,950	31,213,000	35,201,000	33,978,000	32,359,000	165,599,950	
1612N	National Sea-Based Deterrence Fund	3,173,400	1,820,927	4,122,199	4,776,980	0	0	0	0	0	0	0	
1810N	Other Procurement, Navy	9,350,479	10,623,940	10,883,618	11,124,829	12,140,760	14,535,257	14,531,000	14,184,000	14,136,000	15,331,000	72,717,257	
<b>Subtotal:</b>		<b>61,374,010</b>	<b>61,023,973</b>	<b>61,253,346</b>	<b>64,464,364</b>	<b>72,455,715</b>	<b>76,869,837</b>	<b>76,916,332</b>	<b>81,338,078</b>	<b>81,205,000</b>	<b>82,259,000</b>	<b>398,588,247</b>	

**Air Force** [Download All Air Force Programs](#)

Acct.	Appropriation	HISTORICAL SPENDING					FUTURE YEARS DEFENSE PROGRAM						Total FYDP
		2019	2020	2021	2022	2023	2024	2025	2026	2027	2028		
3010F	Aircraft Procurement, Air Force	17,909,435	17,550,262	19,471,656	18,262,664	22,196,175	20,315,204	23,985,000	24,218,000	23,824,000	24,663,000	117,005,204	
3011F	Procurement of Ammunition, Air Force	2,829,372	2,335,419	1,209,289	665,977	857,200	703,158	765,000	1,044,134	800,247	944,000	4,256,539	

Historical Spending & Future Years Defense Program > Aircraft Procurement, Air Force



Presents a 10-year view of the selected appropriation account

[Stacked Bar](#) | [Stacked Area](#) | [Stacked Columns](#) | [Download Excel](#)

[View Aircraft Procurement, Air Force Congressional Actions](#)

Values Units

Use this toggle to select between viewing funding amounts and procurement quantities; only applicable in procurement accounts.

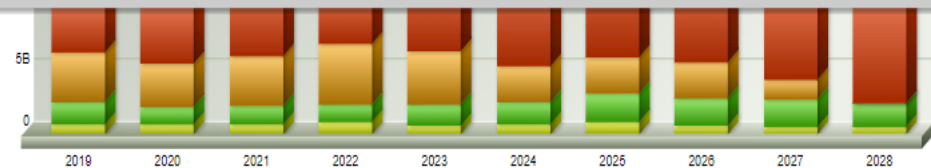
### VALUES

Budget Activity Code: 0  
Budget Activity: FI Future Opportunity

[View Congressional Actions for FI Future Opportunity](#)

Line No.	Line Item	HISTORICAL SPENDING					FUTURE YEARS DEFENSE PROGRAM					Total FYDP
		2019	2020	2021	2022	2023	2024	2025	2026	2027	2028	
	Future Opportunity	0	0	0	0	0	0	844,380	1,371,392	2,824,052	4,475,633	9,515,457
	Subtotal:	0	0	0	0	0	0	844,380	1,371,392	2,824,052	4,475,633	9,515,457

Budget Activity Code: 1  
Budget Activity: Combat Aircraft



Aircraft Spares and Repair Parts
Aircraft Supt Equipment & Facilities
Airlift Aircraft
Combat Aircraft  
FI Future Opportunity
Modification of Inservice Aircraft
Other Aircraft
Trainer Aircraft  
Defunct Line Items

INTERNATIONAL © 2023

[Stacked Bar](#) | [Stacked Area](#) | [Stacked Columns](#) | [Download Excel](#)

[View Aircraft Procurement, Air Force Congressional Actions](#)

The Future Opportunity line shows all future funding forecast by the DoD for a given appropriation account that has not been allocated to an existing program in the latest budget request. This funding would be available for new programs in future budgets.

Values Units

VALUES

Budget Activity Code: 0  
Budget Activity: FI Future Opportunity

[View Congressional Actions for FI Future Opportunity](#)

Line No.	Line Item	HISTORICAL SPENDING					FUTURE YEARS DEFENSE PROGRAM						Total FYDP
		2019	2020	2021	2022	2023	2024	2025	2026	2027	2028		
	Future Opportunity	0	0	0	0	0	0	844,380	1,371,392	2,824,052	4,475,633	9,515,457	
	Subtotal:	0	0	0	0	0	0	844,380	1,371,392	2,824,052	4,475,633	9,515,457	

Budget Activity Code: 1  
Budget Activity: Combat Aircraft

[View Congressional Actions for Combat Aircraft](#)

Line No.	Line Item	HISTORICAL SPENDING					FUTURE YEARS DEFENSE PROGRAM						Total FYDP
		2019	2020	2021	2022	2023	2024	2025	2026	2027	2028		
Strategic Offensive													
1	B-21 Raider	0	0	0	108,027	1,651,596	2,325,093	3,925,806	4,597,182	4,332,387	5,653,717	20,834,185	
Tactical Forces													
3	F-35	5,267,022	5,903,559	6,237,600	4,560,140	4,482,170	5,279,121	5,124,120	5,485,313	5,519,611	5,893,002	27,301,167	
5	F-15EX	0	621,100	1,367,147	1,252,359	2,581,368	2,898,039	2,534,896	60,601	0	0	5,493,536	
6													
	Subtotal:	5,267,022	6,524,659	7,604,747	5,920,526	8,715,134	10,502,253	11,584,822	10,143,096	9,851,998	11,546,719	53,628,888	

Click a program name to view additional forecast details, including a link to the program's justification document.

Budget Activity Code: 2  
Budget Activity: Airlift Aircraft

[View Congressional Actions for Airlift Aircraft](#)

Line No.	Line Item	HISTORICAL SPENDING					FUTURE YEARS DEFENSE PROGRAM						Total FYDP
		2019	2020	2021	2022	2023	2024	2025	2026	2027	2028		

Home

RDT&amp;E (R-1)

Procurement (P-1)

FI's Major Programs

Top DOD Line Items

Search

Fiscal Year: 2024  

Historical Spending &amp; Future Years Defense Program

Congressional Actions

FI Budget Categories

Budget Docs

FI Analysis

New Line Items

### FORECAST INTERNATIONAL BUDGET CATEGORIES (P-1)

Data within this section is derived from Forecast International's analysis of U.S. Defense Budget justification materials, and is segmented into our proprietary budget categories. These budget categories were developed by Forecast International to represent fundamental market segments contained within the U.S. Defense Budget, and serve as the foundation of our analysis of the RDT&E (R-1) and Procurement (P-1) budgets of the U.S. Department of Defense.

Click on this box to select all categories and click it again to unselect all categories.

- Check all
- |  |   |   |
|--|---|---|
| <input type="checkbox"/> Administration & Associated Activities        | <input type="checkbox"/> Ground & Combat Vehicles                               | <input type="checkbox"/> R&M, Command & Control             |
| <input type="checkbox"/> Air & Missile Defense                         | <input type="checkbox"/> Hypersonics  | <input type="checkbox"/> R&M, Communications & Computers    |
| <input type="checkbox"/> Air Refueling                                 | <input type="checkbox"/> Industrial Support                                     | <input type="checkbox"/> R&M, Electronic Warfare            |
| <input type="checkbox"/> Air Warfare                                   | <input type="checkbox"/> Intelligence   | <input type="checkbox"/> R&M, Ground & Combat Vehicles      |
| <input type="checkbox"/> Airborne Strike                               | <input type="checkbox"/> Land Warfare   | <input type="checkbox"/> R&M, Intelligence                  |
| <input type="checkbox"/> Airborne Surveillance & Reconnaissance        | <input type="checkbox"/> Logistics & Supply                                     | <input type="checkbox"/> R&M, Land Warfare                  |
| <input type="checkbox"/> Airborne Training & Simulation                | <input type="checkbox"/> Missiles   | <input type="checkbox"/> R&M, Logistics & Supply            |
| <input type="checkbox"/> Airlift, Fixed Wing                           | <input type="checkbox"/> Naval Warfare  | <input type="checkbox"/> R&M, Missiles                      |
| <input type="checkbox"/> Airlift, Rotary Wing                          | <input type="checkbox"/> Naval Warfare, Surface                                 | <input type="checkbox"/> R&M, Naval Warfare, Surface        |
| <input type="checkbox"/> Ammunition                                    | <input type="checkbox"/> Naval Warfare, Undersea                                | <input type="checkbox"/> R&M, Naval Warfare, Undersea       |
| <input type="checkbox"/> Amphibious Warfare                            | <input type="checkbox"/> Navigation & Position Fixing                           | <input type="checkbox"/> R&M, Navigation & Position Fixing  |
| <input type="checkbox"/> Classified Programs                           | <input type="checkbox"/> Nuclear, Biological & Chemical Systems                 | <input type="checkbox"/> R&M, Power Generation & Propulsion |
| <input checked="" type="checkbox"/> <b>Combat Aircraft, Fixed Wing</b> | <input type="checkbox"/> Physical Security Systems                              | <input type="checkbox"/> R&M, Small Arms                    |
| <input type="checkbox"/> Combat Aircraft, Rotary Wing                  | <input type="checkbox"/> Power Generation & Propulsion                          | <input type="checkbox"/> R&M, Space                         |
| <input type="checkbox"/> Command & Control                             | <input type="checkbox"/> R&M, Air & Missile Defense                             | <input type="checkbox"/> R&M, Surveillance & Reconnaissance |
| <input type="checkbox"/> Communications & Computers                    | <input type="checkbox"/> R&M, Air Refueling                                     | <input type="checkbox"/> R&M, Training & Simulation         |
| <input type="checkbox"/> Cyber Security & Information Assurance        | <input type="checkbox"/> R&M, Air Warfare                                       | <input type="checkbox"/> R&M, Unmanned Aerial Vehicles      |
| <input type="checkbox"/> Defense Electronics Development               | <input type="checkbox"/> R&M, Airborne Strike                                   | <input type="checkbox"/> Small Arms                         |
| <input type="checkbox"/> Directed Energy Technology                    | <input type="checkbox"/> R&M, Airlift, Fixed Wing                               | <input type="checkbox"/> Space                              |
| <input type="checkbox"/> Electronic Warfare                            | <input type="checkbox"/> R&M, Airlift, Rotary Wing                              | <input type="checkbox"/> Surveillance & Reconnaissance      |
| <input type="checkbox"/> Engineering & Physical Sciences               | <input type="checkbox"/> R&M, Ammunition  | <input type="checkbox"/> Test & Evaluation                  |
| <input type="checkbox"/> Environmental & Life Sciences                 | <input type="checkbox"/> R&M, Amphibious Warfare                                | <input type="checkbox"/> Training & Simulation              |
| <input type="checkbox"/> Future Programs Speculative                   | <input checked="" type="checkbox"/> <b>R&amp;M, Combat Aircraft, Fixed Wing</b> | <input type="checkbox"/> Unmanned Aerial Vehicles           |
| <input type="checkbox"/> General Defense Research & Analysis           | <input type="checkbox"/> R&M, Combat Aircraft, Rotary Wing                      |   |

SUBMIT

Select these categories to filter budget data by market segment. Where applicable, categories include a Retrofit & Modernization counterpart to distinguish between new production and upgrades.

[Home](#)
[RDT&E \(R-1\)](#)
[Procurement \(P-1\)](#)
[FI's Major Programs](#)
[Top DOD Line Items](#)
 
Fiscal Year: 2024

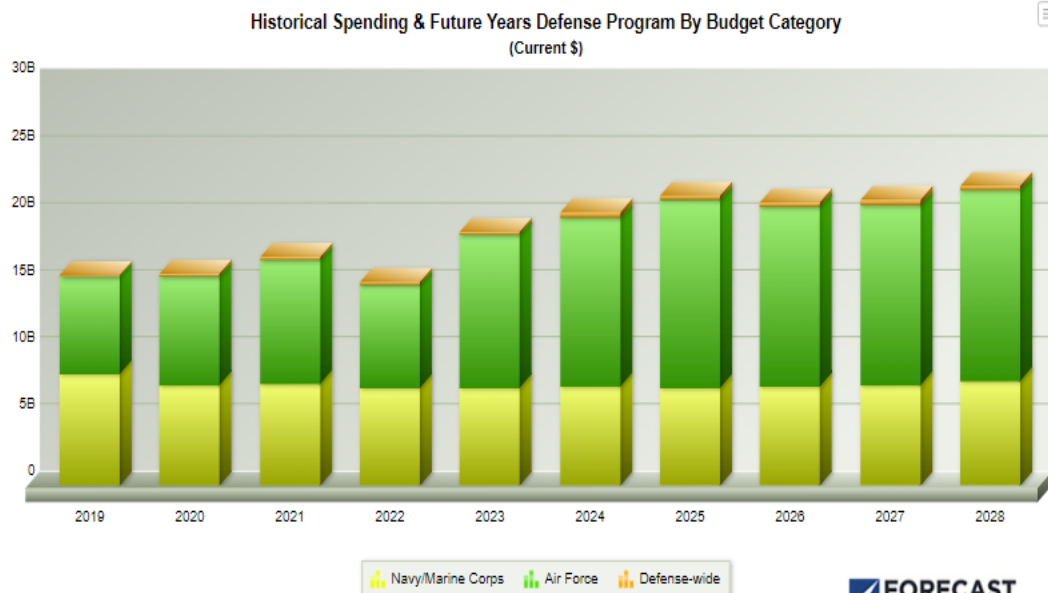
[Historical Spending & Future Years Defense Program](#)
[Congressional Actions](#)
[FI Budget Categories](#)
[Budget Docs](#)
[FI Analysis](#)
[New Line Items](#)

## Historical Spending & Future Years Defense Program By Budget Category

Selected Budget Categories

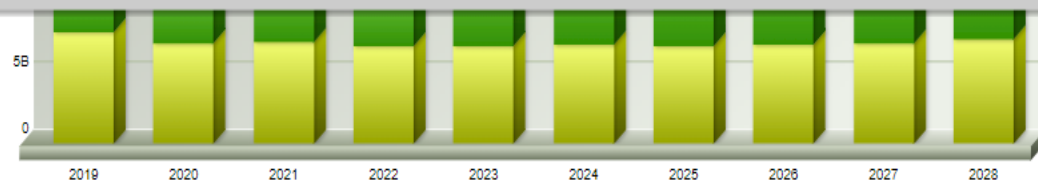
[Add Categories](#)

CATEGORY	HISTORICAL SPENDING					FUTURE YEARS DEFENSE PROGRAM					
	2019	2020	2021	2022	2023	2024	2025	2026	2027	2028	Total FYDP
<input checked="" type="checkbox"/> Combat Aircraft, Fixed Wing	12,695,818	13,040,268	14,801,423	12,685,714	15,342,404	17,056,638	17,878,181	16,383,979	16,087,826	18,114,560	85,521,184
<input checked="" type="checkbox"/> R&M, Combat Aircraft, Fixed Wing	3,135,200	2,795,836	2,208,657	2,526,383	3,548,705	3,257,087	3,688,718	4,730,463	5,169,245	4,255,697	21,101,210
<b>Total:</b>	<b>15,831,018</b>	<b>15,836,104</b>	<b>17,010,080</b>	<b>15,212,097</b>	<b>18,891,109</b>	<b>20,313,725</b>	<b>21,566,899</b>	<b>21,114,442</b>	<b>21,257,071</b>	<b>22,370,257</b>	<b>106,622,394</b>



The results will show you topline funding levels for all line items that match your search criteria. This data does not include future programs that do not yet appear in the budget request.





■ Navy/Marine Corps 
 ■ Air Force 
 ■ Defense-wide



[Stacked Bar](#) | 
 [Stacked Area](#) | 
 [Stacked Columns](#) | 
 [Download Excel](#)

(Current \$ thousands)

Values
Units

Click an appropriation account to view all the line items within the account that match your search criteria.

The download links will generate Excel worksheets with a list of all programs that match your search criteria, either for all services or an individual service.

[Download All Programs](#)

## VALUES

		HISTORICAL SPENDING					FUTURE YEARS DEFENSE PROGRAM						
Acct.	Appropriation	2019	2020	2021	2022	2023	2024	2025	2026	2027	2028	Total FYDP	
<b>Navy/Marine Corps</b>													<a href="#">Download All Navy/Marine Corps Programs</a>
1506N	Aircraft Procurement, Navy	8,332,287	7,503,682	7,639,796	7,262,220	7,308,365	7,389,324	7,232,716	7,395,655	7,487,903	7,809,226	37,314,824	
	Defunct Line Items	0	39,676	0	0	0	0	0	0	0	0	0	
	<b>Subtotal:</b>	<b>8,332,287</b>	<b>7,543,358</b>	<b>7,639,796</b>	<b>7,262,220</b>	<b>7,308,365</b>	<b>7,389,324</b>	<b>7,232,716</b>	<b>7,395,655</b>	<b>7,487,903</b>	<b>7,809,226</b>	<b>37,314,824</b>	
<b>Air Force</b>													<a href="#">Download All Air Force Programs</a>
3010F	Aircraft Procurement, Air Force	7,232,696	8,098,010	9,216,802	7,744,369	11,359,875	12,604,647	14,023,954	13,377,507	13,413,111	14,164,836	67,584,055	
3011F	Procurement of Ammunition, Air Force	847	1,291	1,310	292	0	0	0	0	0	0	0	
	Defunct Line Items	102,007	50,213	1,289	0	0	0	0	0	0	0	0	
	<b>Subtotal:</b>	<b>7,335,550</b>	<b>8,149,514</b>	<b>9,219,401</b>	<b>7,744,661</b>	<b>11,359,875</b>	<b>12,604,647</b>	<b>14,023,954</b>	<b>13,377,507</b>	<b>13,413,111</b>	<b>14,164,836</b>	<b>67,584,055</b>	
<b>Defense-wide</b>													<a href="#">Download All Defense-wide Programs</a>
0300D	Procurement, Defense-Wide	163,181	143,232	150,883	205,216	222,869	319,754	310,229	341,280	356,057	396,195	1,723,515	
	<b>Subtotal:</b>	<b>163,181</b>	<b>143,232</b>	<b>150,883</b>	<b>205,216</b>	<b>222,869</b>	<b>319,754</b>	<b>310,229</b>	<b>341,280</b>	<b>356,057</b>	<b>396,195</b>	<b>1,723,515</b>	
	<b>Total:</b>	<b>15,831,018</b>	<b>15,836,104</b>	<b>17,010,080</b>	<b>15,212,097</b>	<b>18,891,109</b>	<b>20,313,725</b>	<b>21,566,899</b>	<b>21,114,442</b>	<b>21,257,071</b>	<b>22,370,257</b>	<b>106,622,394</b>	

## Historical Spending & Future Years Defense Program By Budget Category

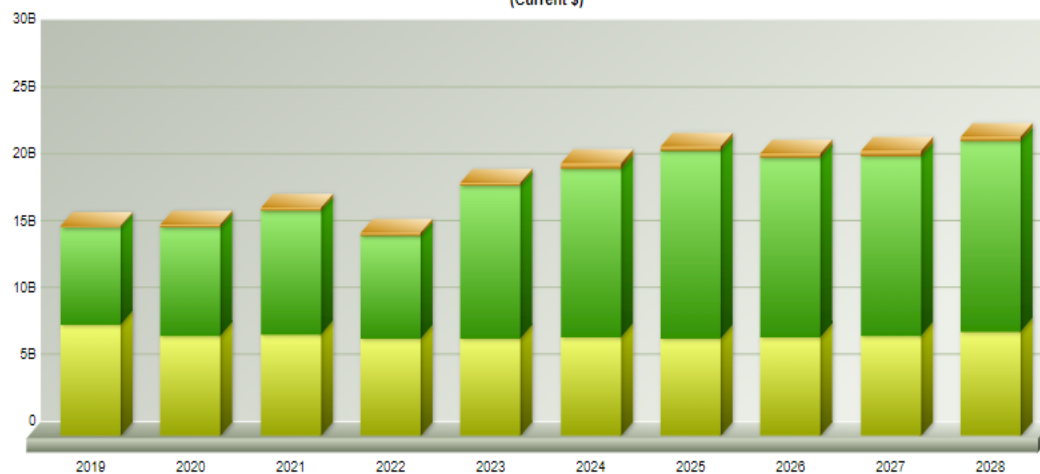
### Selected Budget Categories

[Add Categories](#)

CATEGORY	HISTORICAL SPENDING					FUTURE SPENDING					Total FYDP
	2019	2020	2021	2022	2023	2024	2025	2026	2027	2028	
<input checked="" type="checkbox"/> Combat Aircraft, Fixed Wing	12,695,818	13,040,268	14,801,423	12,685,714	15,342,404	17,056,638	17,878,181	16,383,979	16,087,826	18,114,560	85,521,184
<input checked="" type="checkbox"/> R&M, Combat Aircraft, Fixed Wing	3,135,200	2,795,836	2,208,657	2,526,383	3,548,705	3,257,087	3,688,718	4,730,463	5,169,245	4,255,697	21,101,210
<b>Total:</b>	<b>15,831,018</b>	<b>15,836,104</b>	<b>17,010,080</b>	<b>15,212,097</b>	<b>18,891,109</b>	<b>20,313,725</b>	<b>21,566,899</b>	<b>21,114,442</b>	<b>21,257,071</b>	<b>22,370,257</b>	<b>106,622,394</b>

Click here for a Defense Budget Analysis that is updated annually shortly after the release of the Pentagon's budget request.

Historical Spending & Future Years Defense Program By Budget Category (Current \$)

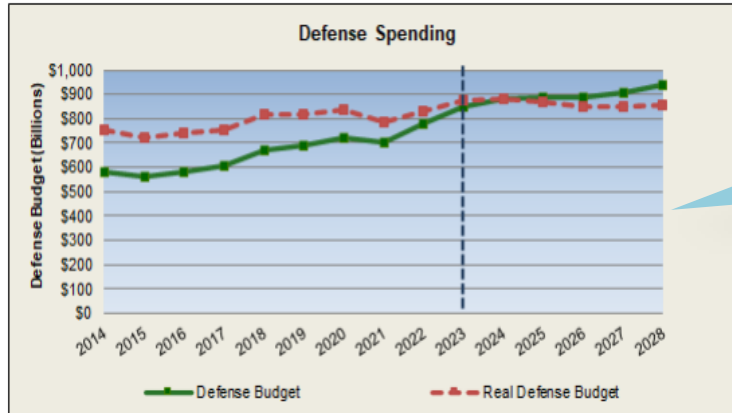


Navy/Marine Corps
  Air Force
  Defense-wide

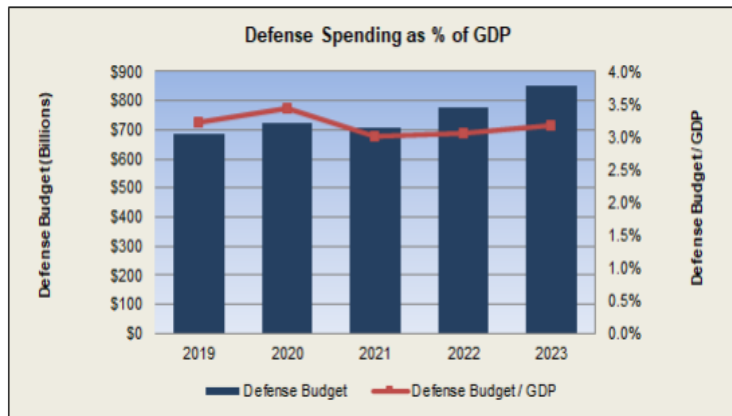
U.S. Defense Budget Forecast

# FY24 Defense Budget Analysis

## Military Budget



The FI Analysis includes a U.S. defense spending discussion and outlook.



### Peak Spending and the Budget Control Act

In real terms, U.S. defense spending peaked in FY08 at \$971.9 billion (FY24 dollars) – a time when the military had a massive presence in Iraq and Afghanistan. The U.S. economy then took a hit during the global financial crisis, with GDP dropping by 2.5 percent in 2009. The crisis, which resulted in massive deficits caused by government stimulus and a decline in revenues, had a significant impact on defense spending, but the damage wasn't felt until passage of the Budget Control Act of 2011, implemented after the economic recovery was already underway.

The legislation initially eliminated \$487 billion in planned defense budget growth over the course of 10 years. The BCA also limited the deficit to \$1.2 trillion over the next 10 years.



1



2



3



4



[Home](#)[RDT&E \(R-1\)](#)[Procurement \(P-1\)](#)[FI's Major Programs](#)[Top DOD Line Items](#) Fiscal Year: 2024  [Historical Spending & Future Years Defense Program](#)[Congressional Actions](#)[FI Budget Categories](#)[Budget Docs](#)[FI Analysis](#)[New Line Items](#)**NEW LINE ITEMS****Army**[Missile Procurement, Army](#)

Budget Activity: 2, Other Missiles

[Army Tactical Msl Sys \(Atacms\) - Sys Sum](#)[INDUSTRIAL PREPAREDNESS ARMY MISSILE](#)[MID-RANGE CAPABILITY \(MRC\)](#)

Budget Activity: 3, Modification of Missiles

[Stinger Mods](#)

Budget Activity: 5, Support Equipment and Facilities

[Closed Account Adjustments](#)[Other Procurement, Army](#)

Budget Activity: 2, Communications and Electronics Equipment

[Spectrum Portal](#)[Procurement of Ammunition, Army](#)

Budget Activity: 1, Ammunition

[Non-Lethal Ammunition, All Types](#)[CTG, 50MM, All Types](#)[Procurement of W&TCV, Army](#)

Budget Activity: 1, Tracked Combat Vehicles

[BRADLEY FIRE SUPPORT TEAM \(BFIST\) VEHICLE](#)

Budget Activity: 2, Weapons and Other Combat Vehicles

[Machine Gun, Cal. 50 M2 Roll](#)[Personal Defense Weapon \(Roll\)](#)

Each line item is an active link that will take you directly to a program's detail page.

This section provides a list of all new line items in each budget request. Use the fiscal year dropdown to view new lines in past budgets.

- Service**
- All
- Appropriations**
- Aircraft Procurement, Air Force
- Aircraft Procurement, Army
- Aircraft Procurement, Navy
- Budget Activities**
- Aircraft
- Combat Aircraft
- Combat Aircraft
- Budget Categories**
- All

**Category**

Show All  Top 25 Line Items

Show R1  Winners and Losers

Show P1

**Service**

Army

Navy/Marine Corps

Air Force

Defense-wide

**Appropriations Account**

Aircraft Procurement, Air Force

Aircraft Procurement, Army

Aircraft Procurement, Navy

Chem Agents & Munitions Destruction

Defense Production Act Purchases

Defense Production Act, Direct Loan

Financing Account

Missile Procurement

**Budget Activities**

Aircraft

Combat Aircraft

Combat Aircraft

Airlift Aircraft

Airlift Aircraft

Modification of Aircraft

Spares and Repair Parts

Trainer Aircraft

Trainer Aircraft

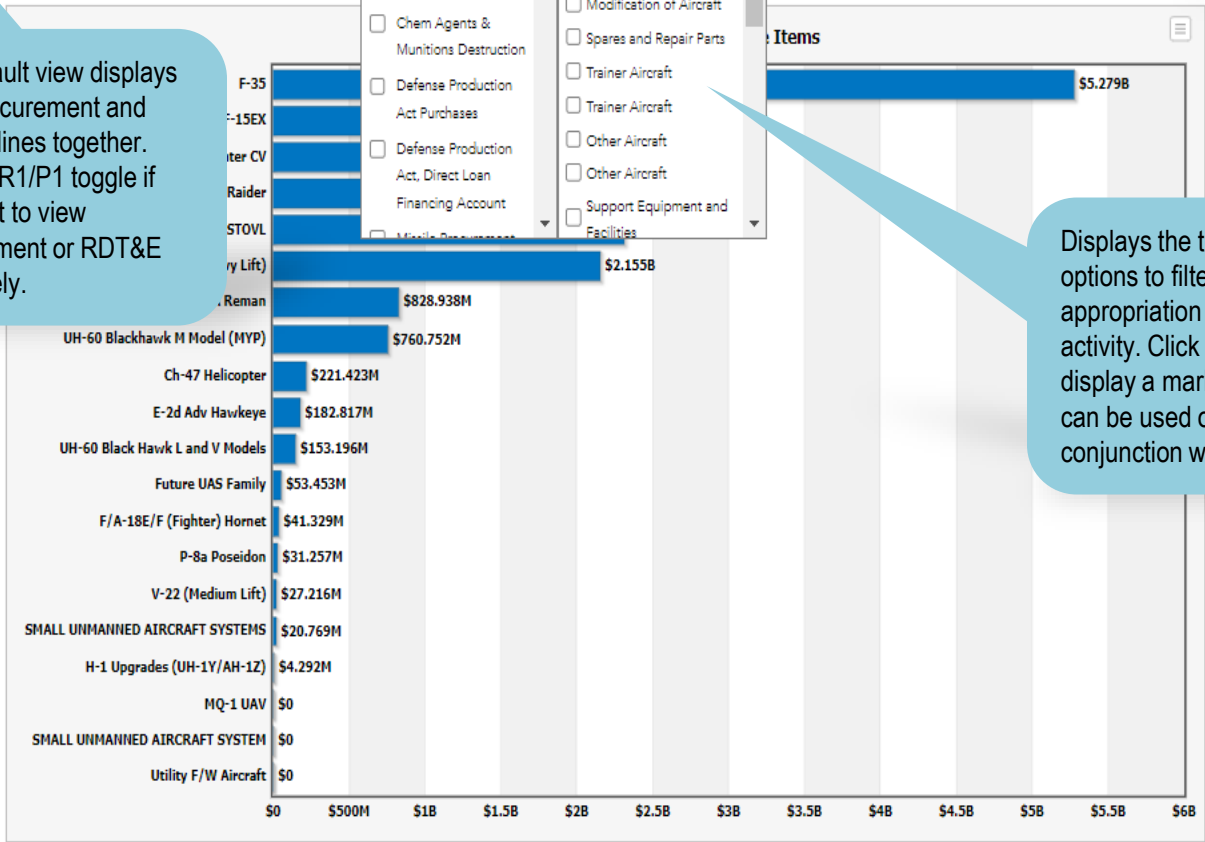
Other Aircraft

Other Aircraft

Support Equipment and Facilities

**Budget Category** Apply Filters Reset

The default view displays both Procurement and RDT&E lines together. Use the R1/P1 toggle if you want to view Procurement or RDT&E separately.



(Current \$ thousands)

Download All DoD Line Items

LINE ITEM NAME	CATEGORY	SERVICE	APPROPRIATION ACCOUNT	BA No.	FY2024	FY2025	FY2026	FY2027	FY2028	TOTAL FYDP
F-35	P-1	Air Force	Aircraft Procurement, Air	1	\$5,279,121	\$5,124,120	\$5,485,313	\$5,519,611	\$5,893,002	\$27,301,167

Click "Apply Filters" to run your query and click "Reset" to clear your search parameters. (new caption)

Displays the top 25-line items, with options to filter by service, appropriation account, and budget activity. Click on "Budget Category" to display a market segment filter that can be used on its own or in conjunction with the other filters.

Procurement, Army

Aircraft

Procurement, Navy

---

**Budget Activities**

Aircraft

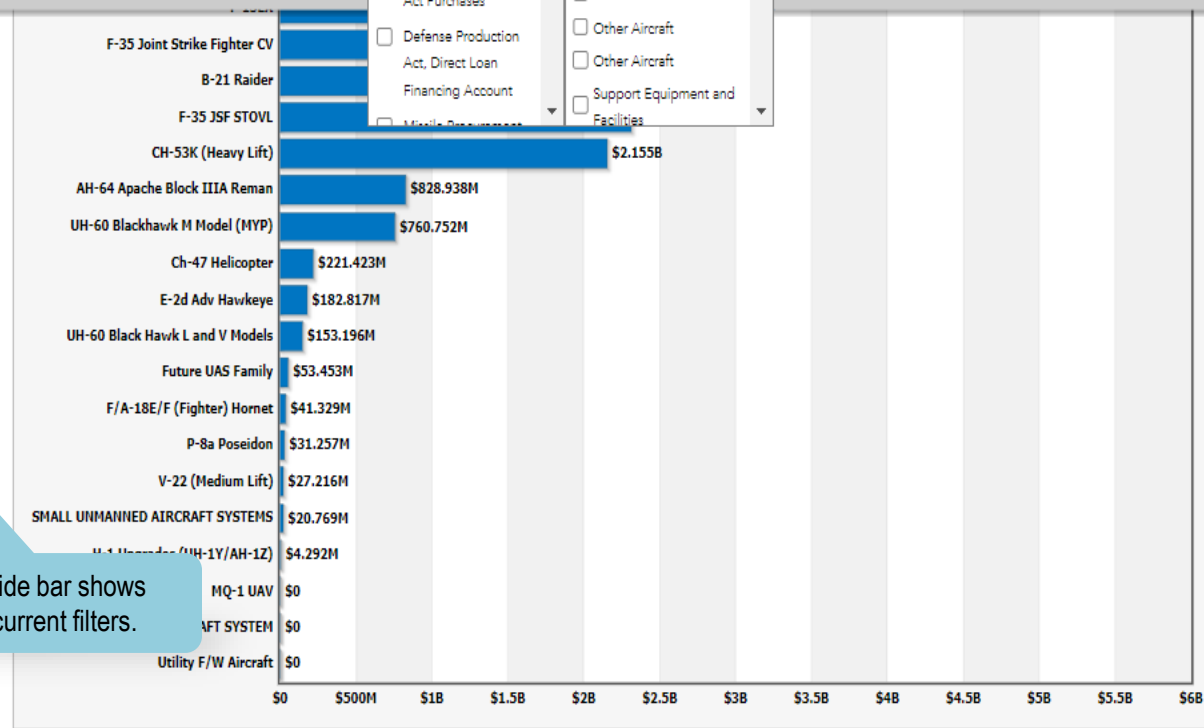
Combat Aircraft

Combat Aircraft

---

**Budget Categories**

All



The side bar shows your current filters.

You may want to view more than the top 25. Click this link to download an Excel worksheet of all line items that match your filters, ordered by funding amount.

[Download All DoD Line Items](#)

(Current \$ thousands)

LINE ITEM NAME	CATEGORY	SERVICE	APPROPRIATION ACCOUNT	BA No.	FY2024	FY2025	FY2026	FY2027	FY2028	TOTAL FYDP
<a href="#">F-35</a>	P-1	Air Force	Aircraft Procurement, Air Force	1	\$5,279,121	\$5,124,120	\$5,485,313	\$5,519,611	\$5,893,002	\$27,301,167
<a href="#">F-15EX</a>	P-1	Air Force	Aircraft Procurement, Air Force	1	\$2,898,039	\$2,534,896	\$60,601	\$0	\$0	\$5,493,536
<a href="#">F-35 Joint Strike Fighter CV</a>	P-1	Navy/Marine Corps	Aircraft Procurement, Navy	1	\$2,599,994	\$2,369,516	\$2,464,011	\$2,283,879	\$2,099,322	\$11,816,722
<a href="#">B-21 Raider</a>	P-1	Air Force	Aircraft Procurement, Air Force	1	\$2,325,093	\$3,925,806	\$4,597,182	\$4,332,387	\$5,653,717	\$20,834,185
<a href="#">F-35 JSF STOVL</a>	P-1	Navy/Marine Corps	Aircraft Procurement, Navy	1	\$2,319,442	\$2,385,813	\$2,216,725	\$2,364,340	\$2,713,304	\$11,999,624
<a href="#">CH-53K (Heavy Lift)</a>	P-1	Navy/Marine Corps	Aircraft Procurement, Navy	1	\$2,154,617	\$2,740,876	\$2,824,133	\$2,718,603	\$2,772,997	\$13,211,226
<a href="#">AH-64 Apache Block IIIA Reman</a>	P-1	Army	Aircraft Procurement, Army	1	\$828,938	\$572,538	\$1,795	\$1,650	\$1,647	\$1,406,568
<a href="#">UH-60 Blackhawk M Model (MYP)</a>	P-1	Army	Aircraft Procurement, Army	1	\$760,752	\$785,222	\$760,787	\$53,920	\$53,810	\$2,414,491

Shows portion of table accompanying the above chart, with outyear spending.

Service

Appropriations

Budget Activities

Budget Categories

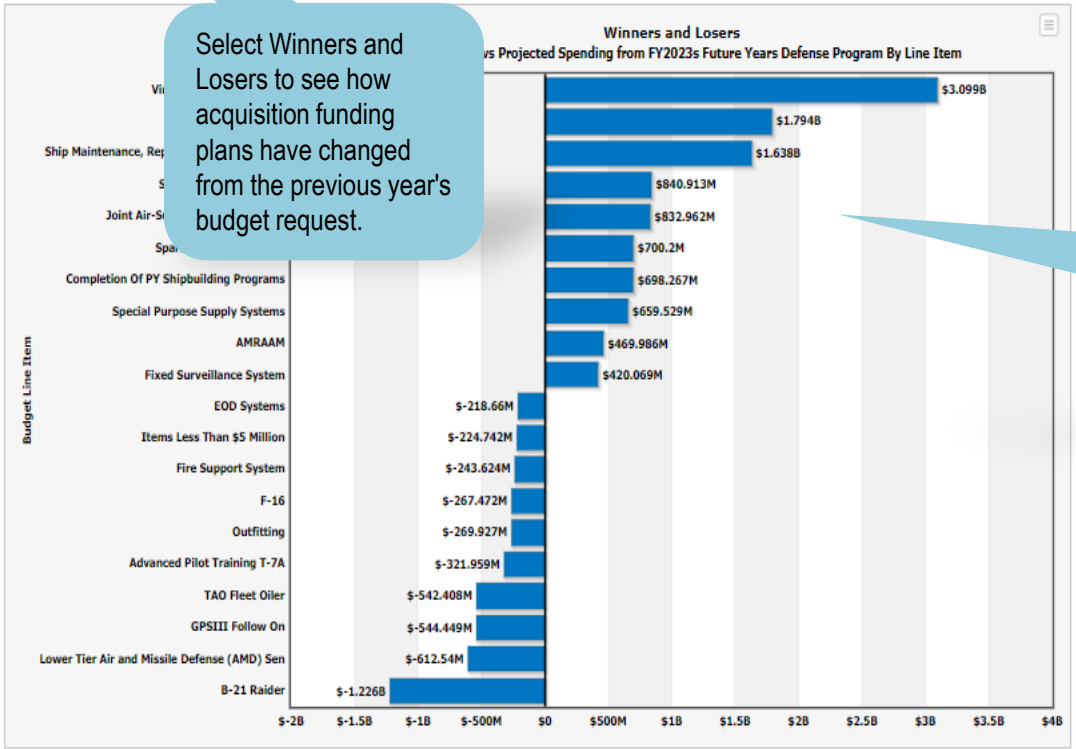
Category Report

Service Appropriations Account Budget Activities Budget Category Apply Filters Reset

Show All Top 25 Line Items Show R1 **Winners and Losers** Show P1

### Winners and Losers

FY2024 Request vs Projected Spending from FY2023's Future Years Defense Program By Line Item



Select Winners and Losers to see how acquisition funding plans have changed from the previous year's budget request.

The Winners and Losers toggle shows the programs that gained and lost the most funding in the current budget request compared to the DoD's projections from the previous year's request.

Click this link for an Excel download of all DoD acquisition programs that match your search criteria, sorted by funding change from the previous year's budget forecast

\* FY2024 Projection as Shown in the FY2023 Request

(Current \$ thousands)

Download All Line Items

LINE ITEM NAME	CATEGORY	SERVICE	ACCOUNT	APPROPRIATION ACCOUNT	BA No.	FY2024 PROJECTION *	FY2024 REQUEST	CHANGE
Virginia Class Submarine	P-1	Navy/Marine Corps	1611N	Shipbuilding & Conversion, Navy	2	\$7,246,826	\$10,345,504	\$3,098,678
F-35	P-1	Air Force	3010E	Aircraft Procurement, Air	1	\$2,484,832	\$5,279,645	\$1,794,813

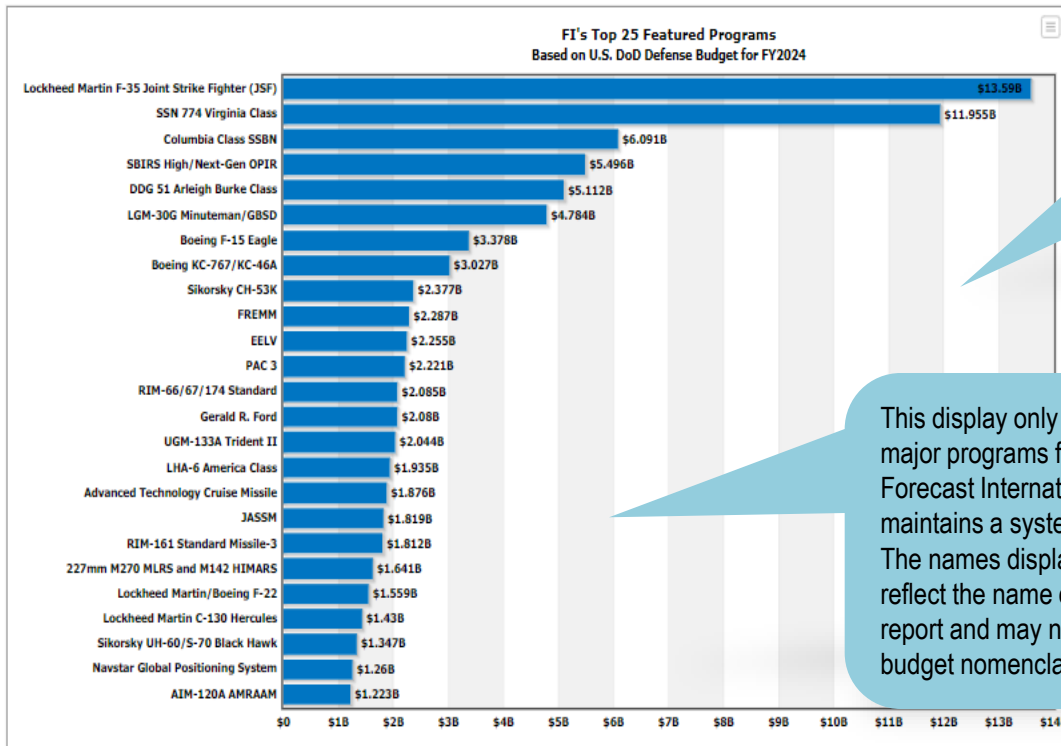
Category Report

Show All
  Top 25 Programs
  Show R1
  Winners and Losers
  Show P1

Service Budget Category Apply Filters Reset

### FI's Top 25 Featured Programs

Based on U.S. DoD Defense Budget for FY2024



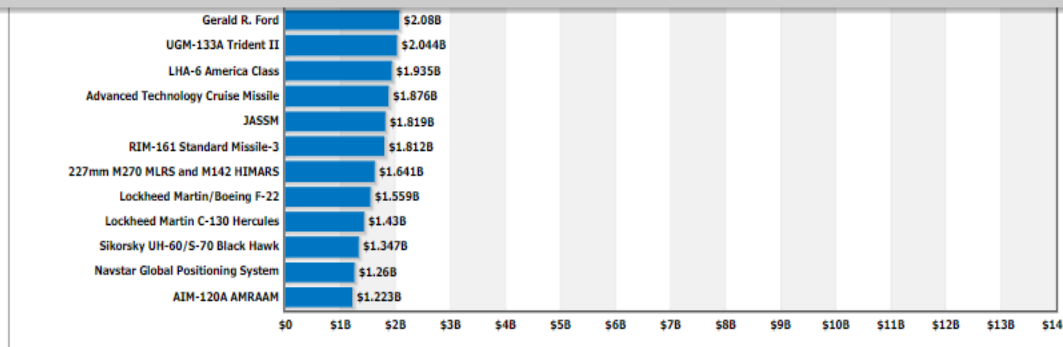
This section functions identically to the previous Top DoD Line Items tab, but groups related line items together. The F-35 program, for example, comprises over a dozen individual line items.

This display only includes major programs for which Forecast International maintains a system report. The names displayed here reflect the name of the system report and may not match DoD budget nomenclature.

Download Top Programs

PROGRAM NAME	FY2024	FY2025	FY2026	FY2027	FY2028	TOTAL FYDP
Lockheed Martin F-35 Joint Strike Fighter (JSF)	\$13,590,143	\$13,391,655	\$13,372,671	\$13,250,243	\$13,558,478	\$67,163,190
SSN 774 Virginia Class	\$11,954,708	\$11,623,970	\$10,111,174	\$9,698,877	\$9,196,999	\$52,585,728
Columbia Class SSBN	\$6,091,408	\$7,469,681	\$8,663,288	\$8,971,162	\$8,938,204	\$40,133,743
SBIRS High/Next-Gen OPIR	\$5,495,874	\$4,617,314	\$3,873,719	\$6,755,999	\$6,542,840	\$27,285,746
DDG 51 Arleigh Burke Class	\$5,111,746	\$5,337,154	\$5,027,574	\$5,162,742	\$5,567,545	\$26,206,761





(Current \$ thousands)

Download Top Programs

In the table below the chart, if you click a program name (for example, Boeing KC-767/KC-46A), you will be presented with a display of all of the individual acquisition line items that feed into the program.

PROGRAM NAME	FY2024	FY2025	FY2026	FY2027	FY2028	TOTAL FYDP
<a href="#">Lockheed Martin F-35 Joint Strike Fighter (JSF)</a>	\$13,590,143	\$13,391,655	\$13,372,671	\$13,250,243	\$13,558,478	\$67,163,190
<a href="#">SSN 774 Virginia Class</a>	\$11,954,708	\$11,623,970	\$10,111,174	\$9,698,877	\$9,196,999	\$52,585,728
<a href="#">Columbia Class SSBN</a>	\$6,091,408	\$7,469,681	\$8,663,288	\$8,971,162	\$8,938,204	\$40,133,743
<a href="#">SBIRS High/Next-Gen OPIR</a>	\$5,495,874	\$4,617,314	\$3,873,719	\$6,755,999	\$6,542,840	\$27,285,746
<a href="#">DDG 51 Arleigh Burke Class</a>	\$5,111,746	\$5,337,154	\$5,027,574	\$5,162,742	\$5,567,545	\$26,206,761
<a href="#">LGM-30G Minuteman/GBSD</a>	\$4,783,591	\$4,341,577	\$3,542,679	\$2,920,871	\$2,163,762	\$17,752,480
<a href="#">Boeing F-15 Eagle</a>	\$3,378,480	\$3,034,116	\$506,647	\$318,020	\$136,269	\$7,373,532
<a href="#">Boeing KC-767/KC-46A</a>	\$3,026,652	\$3,005,255	\$3,117,621	\$1,726,889	\$183,537	\$11,059,954

Close

LINE ITEM	LINE NUM	ACCOUNT	APPROPRIATION ACCOUNT	BA No.	FY2024	FY2025	FY2026	FY2027	FY2028	TOTAL FYDP
<a href="#">KC-46A Tanker</a>	KC046A	3010F	Aircraft Procurement, Air Force	2	\$2,882,590	\$2,843,554	\$2,835,248	\$1,548,227	\$0	\$10,109,619
<a href="#">KC-46A Tanker</a>	KC046A	3010F	Aircraft Procurement, Air Force	5	\$0	\$0	\$59,067	\$70,862	\$72,233	\$202,162
<a href="#">Air Refueling Capability Modernization</a>	0605164F	3600F	Research, Development, Test & Eval, AF	4	\$19,400	\$93,999	\$193,925	\$107,417	\$111,304	\$528,045
<a href="#">KC-46A Tanker Squadrons</a>	0401221F	3600F	Research, Development, Test & Eval, AF	5	\$124,662	\$67,702	\$29,381	\$363	\$0	\$222,128
Total:					\$3,026,652	\$3,005,255	\$3,117,621	\$1,726,889	\$183,537	\$11,059,954

(Current \$ thousands)

You can click on each line item within the popup window to view additional details for that line, including a link to that line's budget justification document.

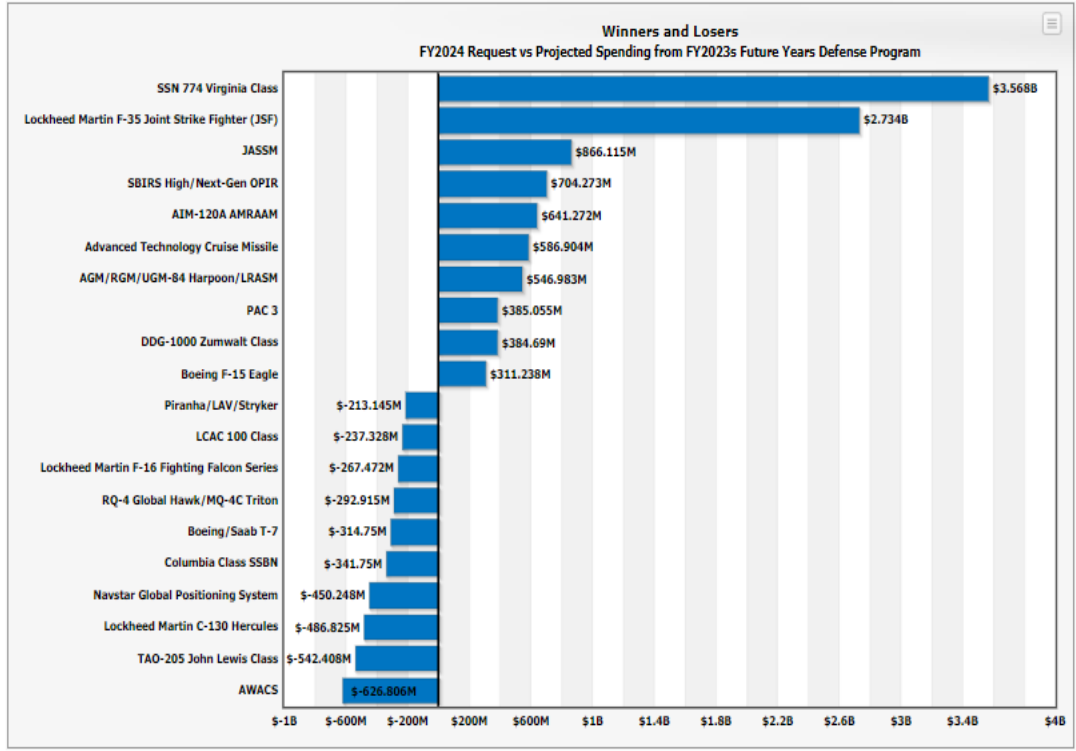
<a href="#">227mm M270 MLRS and M142 HIMARS</a>	\$1,640,860	\$2,012,866	\$2,124,365	\$1,988,155	\$1,938,594	\$9,704,840
<a href="#">Lockheed Martin/Boeing F-22</a>	\$1,558,983	\$1,542,916	\$1,647,748	\$1,506,777	\$1,008,583	\$7,265,007
<a href="#">Lockheed Martin C-130 Hercules</a>	\$1,429,599	\$1,850,899	\$1,870,410	\$1,680,126	\$1,792,220	\$8,623,254
<a href="#">Sikorsky UH-60/S-70 Black Hawk</a>	\$1,346,840	\$1,305,860	\$1,230,201	\$538,901	\$528,997	\$4,950,799
<a href="#">Navstar Global Positioning System</a>	\$1,259,797	\$1,432,631	\$1,152,840	\$964,160	\$881,011	\$5,690,439

Show All
  Top 25 Programs
  Show R1
  **Winners and Losers**
 Show P1

### Winners and Losers

FY2024 Request vs Projected Spending from FY2023's Future Years Defense Program

Use the Winners and Losers toggle to see how major programs have been impacted by the new budget request.




\* FY2024 Projection as Shown in the FY2023 Request

(Current \$ thousands)

Download Winners and Losers

PROGRAM NAME	FY2024 PROJECTION *	FY2024 REQUEST	CHANGE
<a href="#">SSN 774 Virginia Class</a>	\$8,386,724	\$11,954,708	\$3,567,984
<a href="#">Lockheed Martin F-35 Joint Strike Fighter (JSF)</a>	\$10,856,029	\$13,590,143	\$2,734,114
<a href="#">JASSM</a>	\$952,490	\$1,818,605	\$866,115
<a href="#">SBIRS High/Next-Gen OPIR</a>	\$4,791,601	\$5,495,874	\$704,273



\* FY2024 Projection as Shown in the FY2023 Request

(Current \$ thousands)

Download Winners and Losers

PROGRAM NAME	FY2024 PROJECTION *	FY2024 REQUEST	CHANGE
<a href="#">SSN 774 Virginia Class</a>	\$8,386,724	\$11,954,708	\$3,567,984
<a href="#">Lockheed Martin F-35 Joint Strike Fighter (JSF)</a>	\$10,856,029	\$13,590,143	\$2,734,114
<a href="#">JASSM</a>	\$952,490	\$1,818,605	\$866,115
<a href="#">SBIRS High/Next-Gen OPIR</a>	\$4,791,601	\$5,495,874	\$704,273
<a href="#">AIM-120A AMRAAM</a>	\$582,217	\$1,223,489	\$641,272
<a href="#">Advanced Technology Cruise Missile</a>	\$1,289,526	\$1,876,430	\$586,904
<a href="#">AGM/RGM/UGM-84 Harpoon/LRASM</a>	\$524,178	\$1,071,161	\$546,983
<a href="#">PAC 3</a>	\$1,836,302	\$2,221,357	\$385,055
<a href="#">DDG-1000 Zumwalt Class</a>	\$611,014	\$995,704	\$384,690
<a href="#">Boeing F-15 Eagle</a>	\$3,067,242	\$3,378,480	\$311,238
<a href="#">Piranha/LAV/Stryker</a>	\$869,479	\$656,334	\$-213,145
<a href="#">LCAC 100 Class</a>	\$266,742	\$29,414	\$-237,328
<a href="#">Lockheed Martin F-16 Fighting Falcon Series</a>	\$564,814	\$297,342	\$-267,472
<a href="#">RQ-4 Global Hawk/MQ-4C Triton</a>	\$1,120,311	\$827,396	\$-292,915
<a href="#">Boeing/Saab T-7</a>	\$392,002	\$77,252	\$-314,750
<a href="#">Columbia Class SSBN</a>	\$6,433,158	\$6,091,408	\$-341,750

Click on a program name to view how funding for individual line items within that program changed from the previous year's budget request.

LINE ITEM	LINE NUM	ACCOUNT	APPROPRIATION ACCOUNT	BA No.	FY2024 PROJECTION	FY2024 REQUEST	CHANGE
<a href="#">COLUMBIA Class Submarine (OHIO Replacement)</a>	1045	1611N	Shipbuilding & Conversion, Navy	1	\$5,815,252	\$5,834,832	\$19,080
<a href="#">Advanced Nuclear Power Systems</a>	0603570N	1319N	Research, Development, Test & Eval, Navy	4	\$316,612	\$319,656	\$3,044
<a href="#">Ohio Replacement</a>	0603595N	1319N	Research, Development, Test & Eval, Navy	4	\$253,754	\$257,076	\$3,322
<a href="#">SSBN Security Technology Program</a>	0101224N	1319N	Research, Development, Test & Eval, Navy	7	\$47,540	\$62,694	\$15,154
<a href="#">COLUMBIA Class Submarine</a>	1045	1612N	National Sea-Based Deterrence Fund	1	\$0	\$0	\$0
Total:					\$6,433,158	\$6,473,758	\$40,600

(Current \$ thousands)

Close

by Hook, CT 06482 USA | 203.426.0800

Guide

**NEWS** Search News**[Stopgap Spending Bill Includes Funding for Columbia Class Sub Program](#)**

WASHINGTON - The continuing resolution recently put in place to avert a government shutdown includes a special funding provision to keep the Columbia class ballistic missile program on track. The legislation ensures the availability of \$621 million to start construction on the second submarine in the class, the future USS Wisconsin (SSBN 827). The first boat, District of Columbia (SSBN 826), is already under construction at General Dynamics Electric Boat and Hill's Newport News Shipbuilding. [...]

Source: USNI | Source Date: 10/03/2023

**[Congress Averts Government Shutdown with Additional Ukraine Aid Pending](#)**

WASHINGTON - Congress narrowly averted a government shutdown over the weekend, passing a continuing resolution that will keep the government operating at FY23 levels for another 45 days. The stopgap bill gives lawmakers time to finalize work on FY24 appropriations bills. A shutdown appeared likely heading into the weekend. Hardline conservatives that have opposed any stopgap spending measures blocked House Speaker Kevin McCarthy's efforts to implement a CR that also contained spending cuts [...]

Source: The Hill | Source Date: 10/02/2023

**[DoD Awards Contracts to Strengthen Microelectronics Industrial Base](#)**

WASHINGTON - The Department of Defense's Office of Industrial Base Policy, through its Manufacturing Capability Expansion and Investment Prioritization (MCEIP) office, has awarded a combined \$17.5 million in contracts to support two initiatives that will strengthen the resilience of the defense microelectronics industrial base. Both projects introduce new, agile industrial capacities to better produce and manage microelectronic parts. The Enterprise Parts Management System (EPMS) is a clou [...]

Source: DoD | Source Date: 10/02/2023

**[DoD Announces Release of 2023 Strategy for Countering Weapons of Mass Destruction](#)**

WASHINGTON - The Department of Defense released the unclassified version of its 2023 Strategy for Countering Weapons of Mass Destruction (CWMD). The 2023 DOD CWMD Strategy seeks to account for current and emerging WMD challenges and threats, and provide tailored methods to address them. The Department will account for WMD threats holistically to prevent, mitigate, withstand, operate through, and recover from WMD attacks in close consultation with Allies and partners. In line with the 2022 [...]

Source: DoD | Source Date: 10/02/2023

**[House Narrowly Passes Defense Appropriations Bill, but Shutdown Still Looms](#)**

WASHINGTON - The House narrowly passed the GOP version of the annual defense appropriations bill by a vote of 218-210. Two Democrats supported the bill and two Republicans voted against it. House Speaker had previously had difficulty moving the bill to the floor for a vote because of party infighting. Further, McCarthy was only able to garner enough votes on the floor after \$300 million in Ukraine aid was stripped from the bill. Several hardline Republicans have spoken out against continued Ukra [...]

Source: Politico | Source Date: 09/29/2023

**[FY24 Senate Appropriations Highlights Available for Review](#)**

Dear Client, Highlights of the FY24 Senate defense appropriations bill are now available to view on Forecast International's U.S. Defense Budget Forecast website. Detailed program funding may

The news section is updated regularly with industry news, including press releases, abstracts of news articles, and articles written by Forecast International analysts.

## HIGHLIGHTS

### [FY24 Senate Appropriations Highlights](#)

The Senate Appropriations Committee passed its version of the FY24 defense appropriations bill on September 28, 2023, reflecting a \$5.1 billion increase over the request. ...[Read More](#)

... provides \$831.8 billion in total funding,

Date Created: 09/28/2023

### [FY24 House Authorization Highlights](#)

The House Armed Services Committee's markup of the FY24 National Defense Authorization Act is in line with the president's budget request and the recent debt ceiling agreement that established a supplemental spending deal to circumvent the spending caps. In its current form, the House markup would add \$578.4 million for procurement and \$233 million for research, development, test, and evaluation. ...[Read More](#)

... authority for the Pentagon, which several lawmakers have been calling for

Date Created: 07/21/2023

### [FY24 House Appropriations Highlights](#)

The House Appropriation Committee passed its version of the FY24 defense appropriations bill June 22 by a vote of 34-24. The bill provides \$886 billion for national security spending in FY24, which is in line with the recent debt ceiling agreement that capped spending at the level of the president's FY24 budget request. That topline figure includes \$826.45 billion in new discretionary spending for the Pentagon, which is \$285.87 million over the request and \$28.71 billion – or 3.6 percent – over the FY23 enacted level. The Pentagon figure excludes military construction, which is funded in a separate appropriations bill. ...[Read More](#)

Date Created: 07/10/2023

### [FY24 Request Highlights](#)

The Pentagon's FY24 budget request seeks \$842 billion, reflecting an increase of \$26 billion, or 3.2 percent, over the FY23 enacted base budget. This growth rate doesn't account for nearly \$36 billion in supplemental funding for Ukraine passed in FY23. The FY24 request mostly deferred Ukraine security assistance funding, meaning the total FY24 topline is expected to increase via supplemental spending bills later in the year. ...[Read More](#)

Date Created: 06/14/2023

### [FY23 Conference Authorization Highlights](#)







The FY23 National Defense Authorization Act authorized adding \$45 billion to the FY23 national security budget, some of which is dedicated to addressing high inflation rates. The bill outlines a total of \$857.9 billion in discretionary national security spending. That topline figure includes \$816.7 billion for the Pentagon, reflecting a \$44.2 billion increase, as well as \$30.3 billion for the Department of Energy, and \$10.6 billion for other defense-related activities that fall outside of the jurisdiction of the armed services committees. ...[Read More](#)

This section includes highlights of the DoD budget request and of legislation released by the congressional defense committees. Highlights include a summary of overall funding, major funding cuts or additions, and a discussion of provisions that may impact acquisition programs.

## BUDGET DOCUMENTS

### President's Request/Congressional Actions

#### President's Request Summary Budget Documents

-  [Enhancing Combat Capability - Mitigating Climate Risk](#)  
Author: Under Secretary of Defense (Comptroller)  
Date: 03/09/2023
-  [European Deterrence Initiative](#)  
Author: Under Secretary of Defense (Comptroller)  
Date: 03/09/2023
-  [FY24 Budget Briefing](#)  
Author: Under Secretary of Defense (Comptroller)  
Date: 03/09/2023
-  [FY24 Budget Request Overview Book](#)  
Author: Under Secretary of Defense (Comptroller)  
Date: 03/09/2023
-  [Pacific Deterrence Initiative](#)  
Author: Under Secretary of Defense (Comptroller)  
Date: 03/09/2023
-  [Program Acquisition Cost by Weapon System](#)  
Author: Under Secretary of Defense (Comptroller)  
Date: 03/09/2023
-  [Table 24-1. Budget Authority and Outlays by Function, Category, and Program](#)  
Author: Under Secretary of Defense (Comptroller)  
Date: 03/09/2023
-  [Table 25-1. Federal Budget by Agency and Account](#)  
Author: Under Secretary of Defense (Comptroller)  
Date: 03/09/2023

#### House Appropriations

-  [Bill Text](#)  
Author: House Appropriations Committee  
Date: 06/22/2023

This section is the home for all defense budget documentation, including budget request documents as well as congressional legislation.

To return to the "Intelligence Center" at any time during your search, click on this link.

# Thank you!

*For any additional questions or further training, please contact [customerservice@forecast1.com](mailto:customerservice@forecast1.com) or call 203-426-0800.*

*It will be our pleasure to assist you!*



75 Glen Road Ste. 302 Sandy Hook, CT 06482 USA  
Phone: 203.426.0800 Toll-Free: 800.451.4975 (USA & Canada)  
[www.forecastinternational.com](http://www.forecastinternational.com) | [customerservice@forecast1.com](mailto:customerservice@forecast1.com)